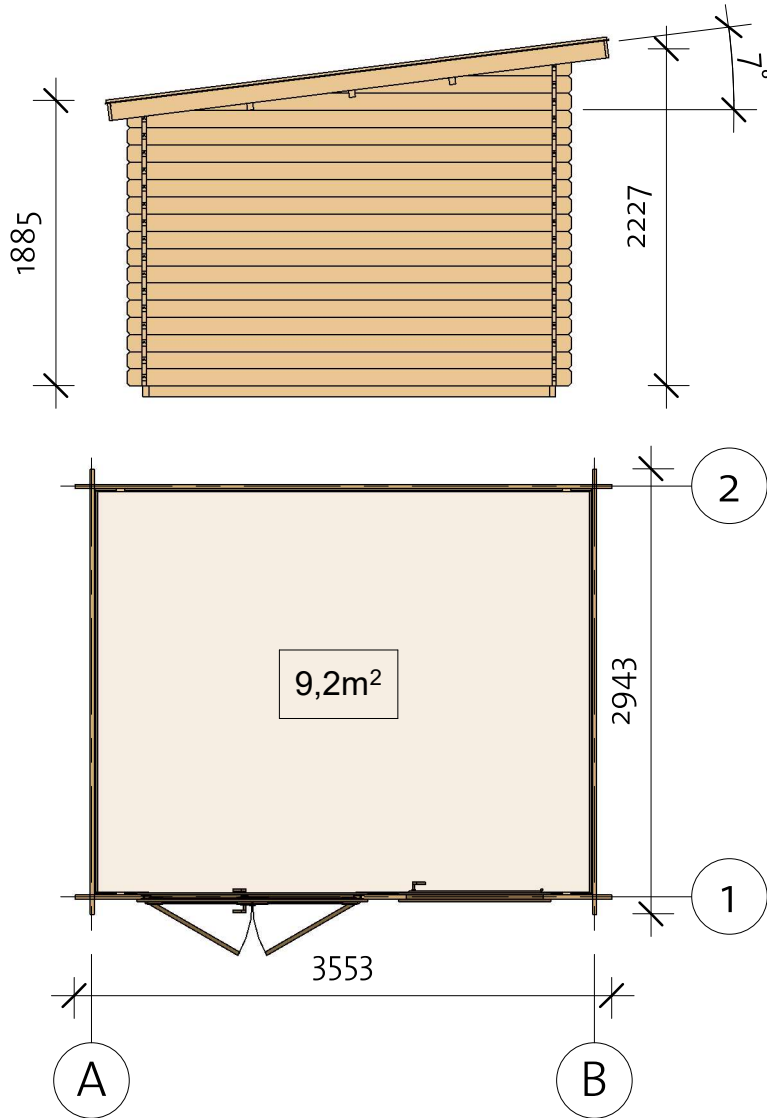
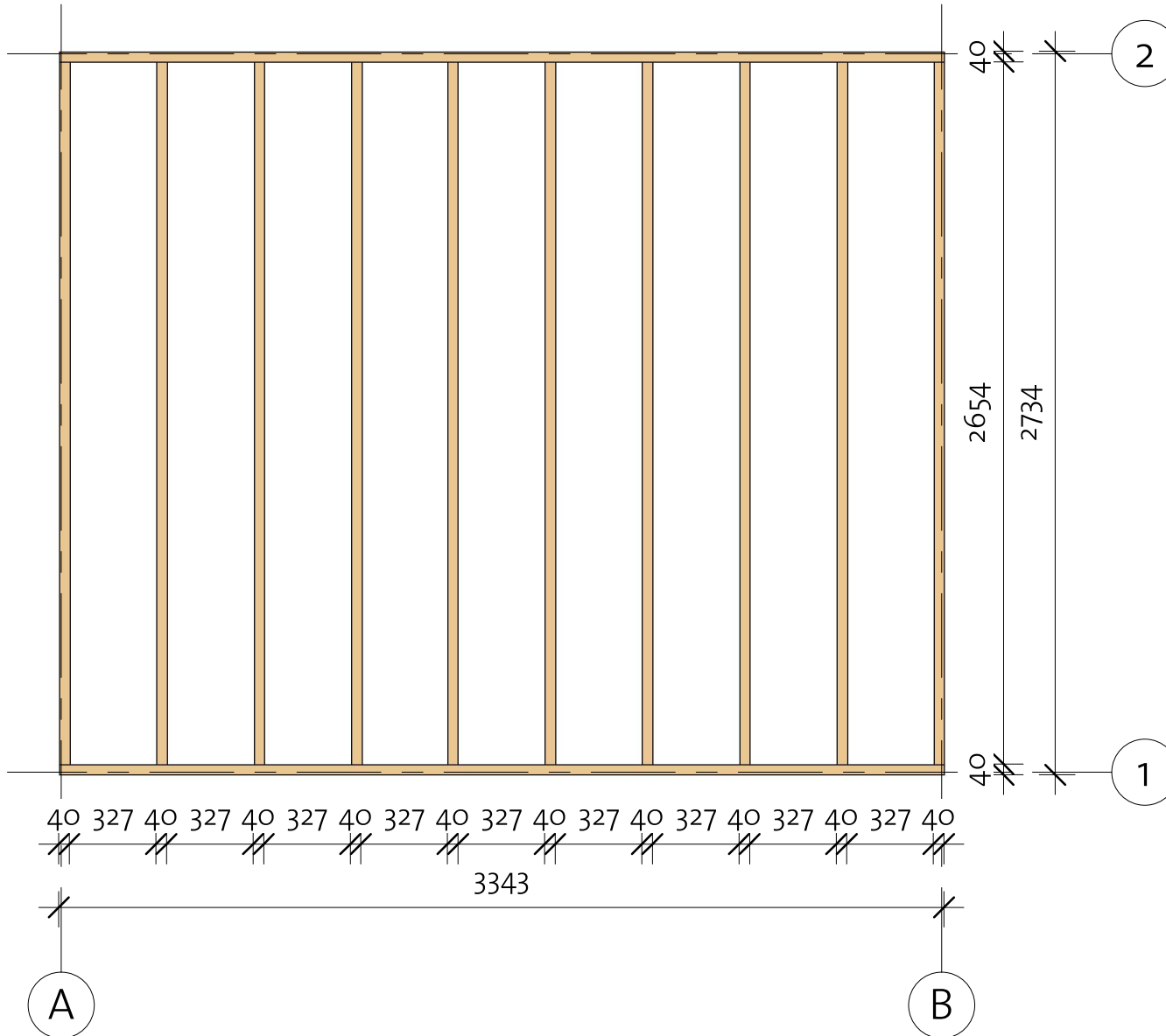


# Nevada 28 (335x274)



# Nevada 28 (335x274)

Foundation

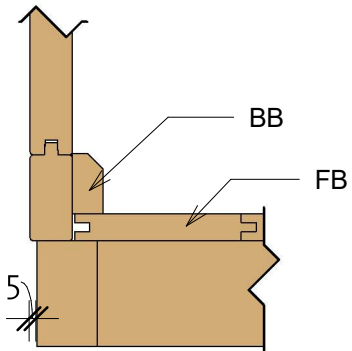


Impregnated foundation beams				
Mark	Type	Profile	Count	Length
IFB1	IFB 40x70		10	2654
IFB2	IFB 40x70		2	3343

# Nevada 28 (335x274)


Floor Plan


① Baseboard

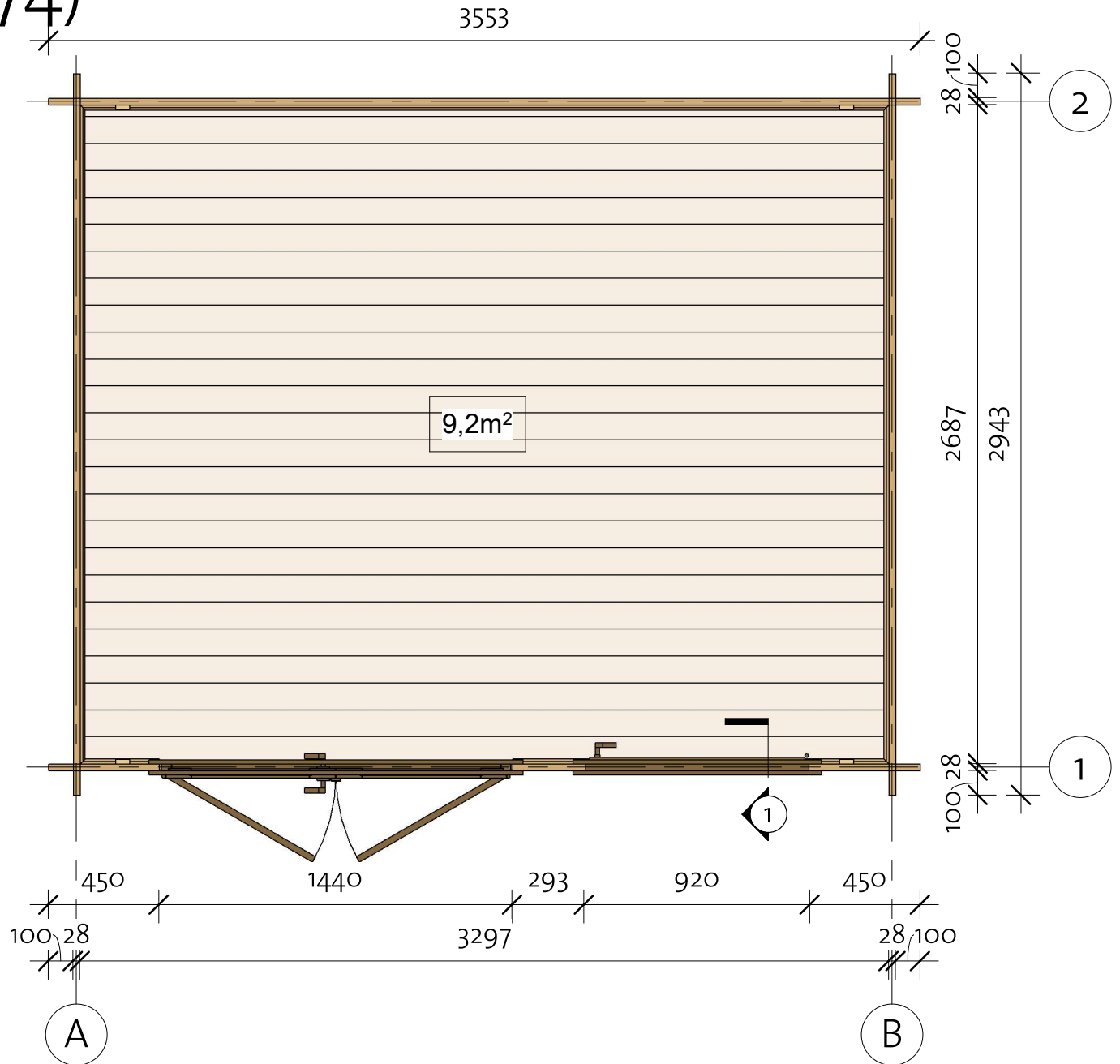


Floor Schedule

Mark	Type	Profile	Count	Length
------	------	---------	-------	--------

FB	FB 18x110		26	3295
----	-----------	--	----	------

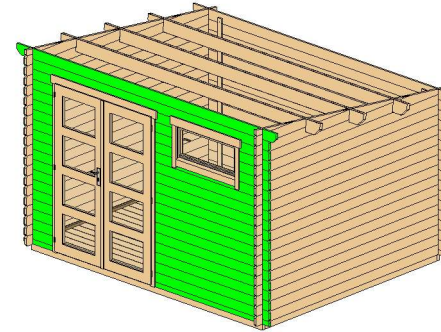
BB1	BB 20x40		2	2800
BB2	BB 20x40		2	3400



190418

# Nevada 28 (335x274)




Wall 1

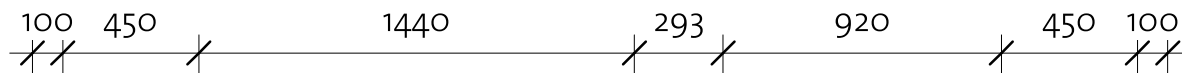
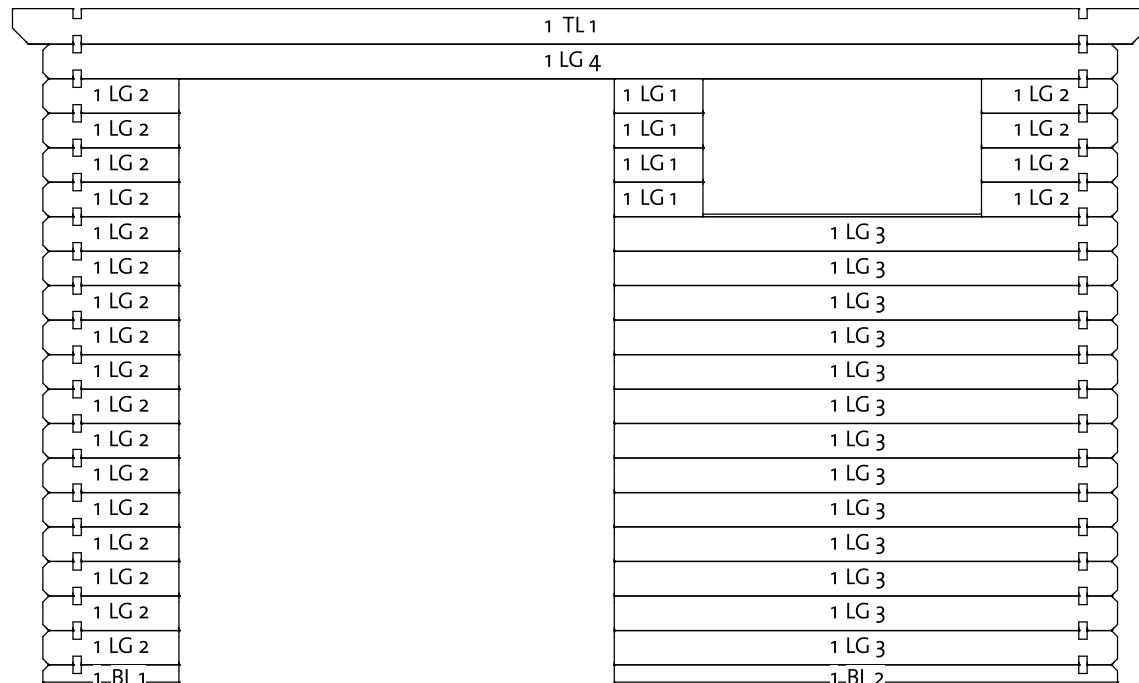


Wall 1			
Mark	Profile	Count	Cut Length

1BL 1	28x57	1	450
1BL 2	28x57	1	1663
1LG 1	28x114	4	293
1LG 2	28x114	21	450
1LG 3	28x114	13	1663
1LG 4	28x114	1	3553
1TL 1	28x118	1	3753

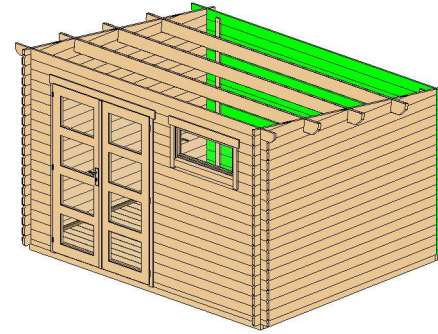
Log Profile Wall 1	
Profile	Profile

28x57	
28x114	
28x118	



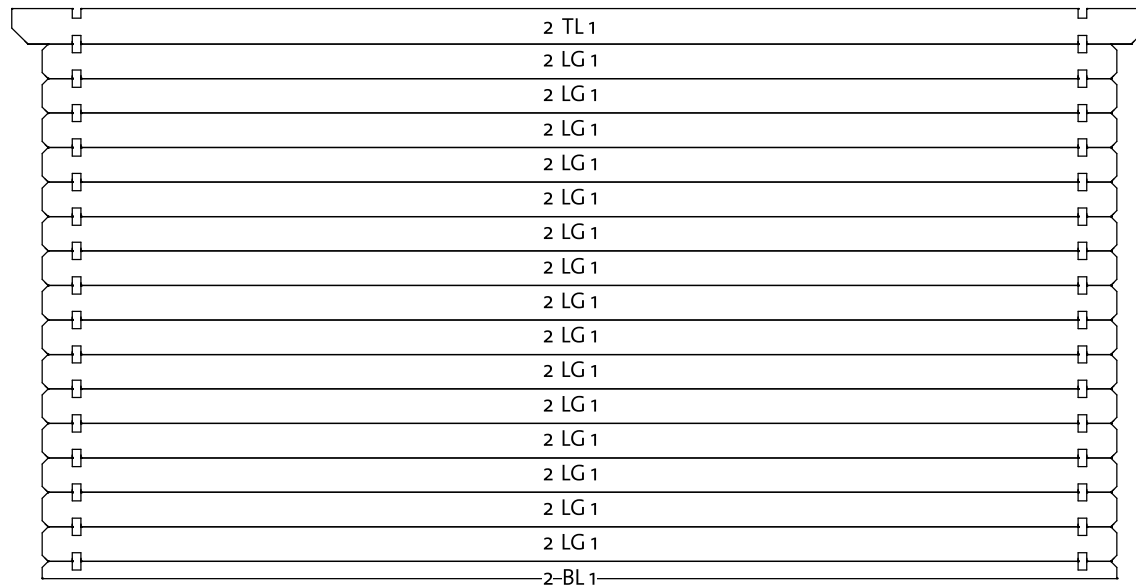
# Nevada 28 (335x274)

Wall 2



Wall 2			
Mark	Profile	Count	Cut Length

2BL 1	28x57	1	3553
2LG 1	28x114	15	3553
2TL 1	28x118	1	3753



100  
//

3553

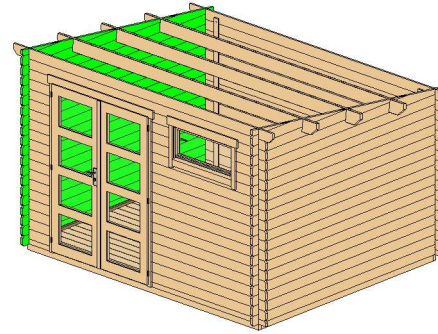
100  
//

Log Profile Wall 2	
Profile	Profile

28x57	
28x114	
28x118	


# Nevada 28 (335x274)

Wall A



Wall A			
Mark	Profile	Count	Cut Length

ALG 1	28x114	1	583
ALG 2	28x114	1	1453
ALG 3	28x114	1	2394
ALG 4	28x114	1	2943
ALG 5	28x114	16	2943

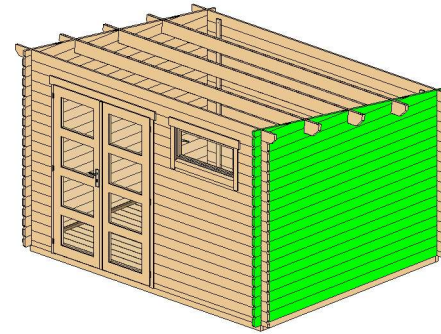


Log Profile Wall A	
Profile	Profile

28x114	
--------	--

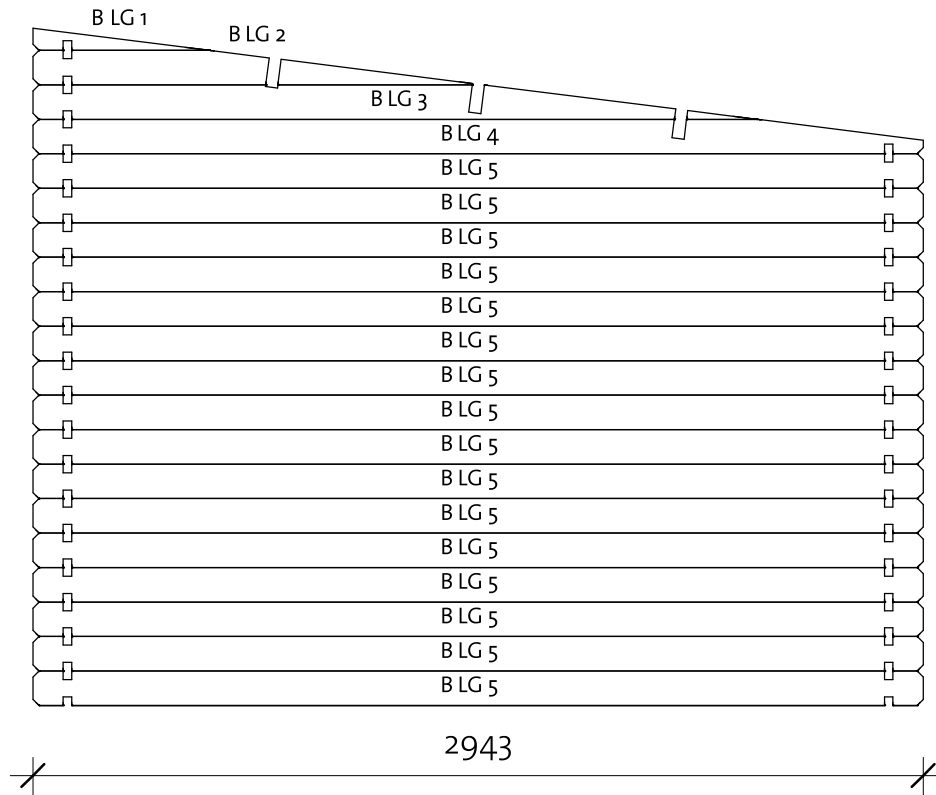
# Nevada 28 (335x274)

Wall B



Wall B			
Mark	Profile	Count	Cut Length

BLG 1	28x114	1	583
BLG 2	28x114	1	1453
BLG 3	28x114	1	2394
BLG 4	28x114	1	2943
BLG 5	28x114	16	2943

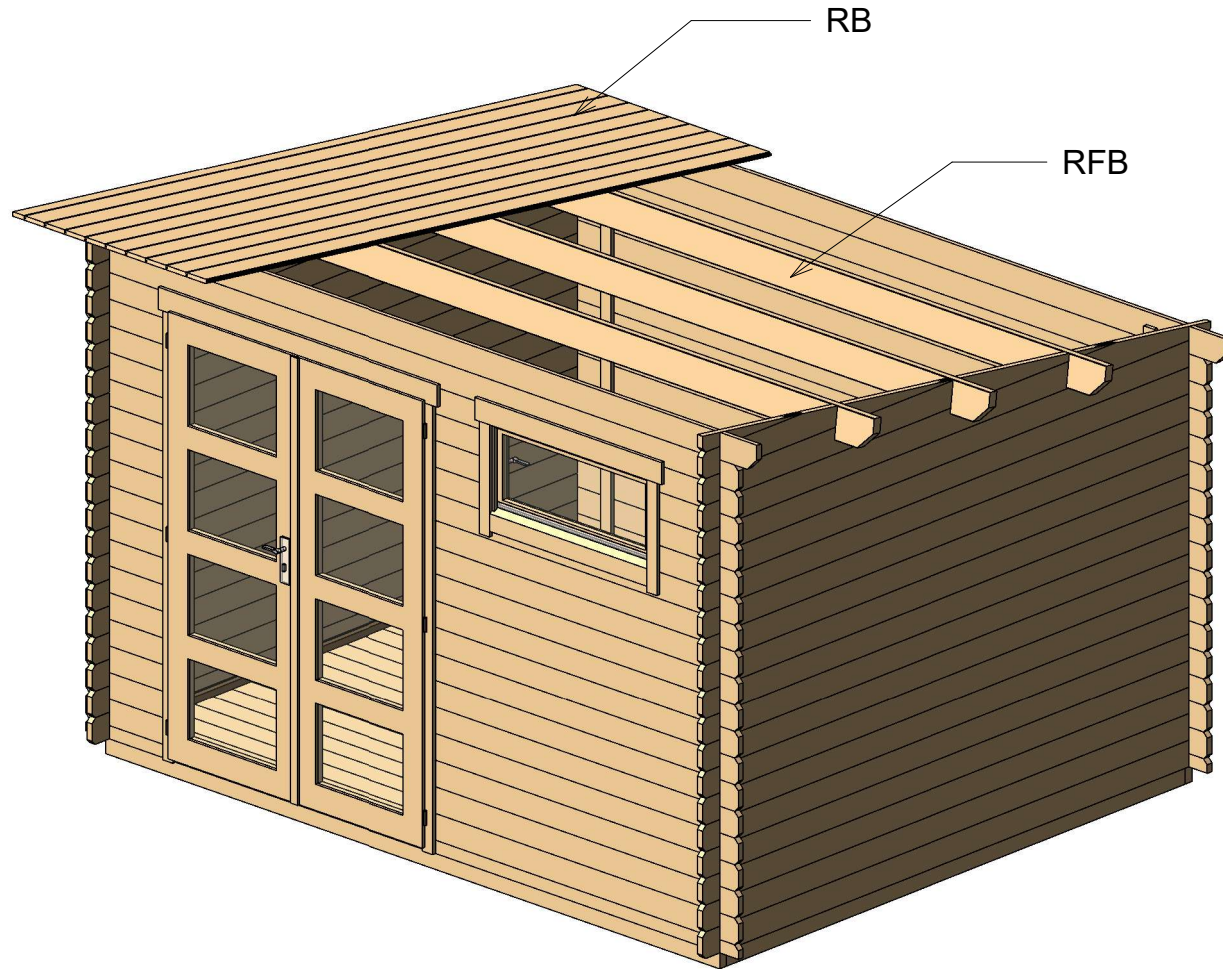




Log Profile Wall B	
Profile	Profile

28x114	
--------	--

# Nevada 28 (335x274)

Roof 1

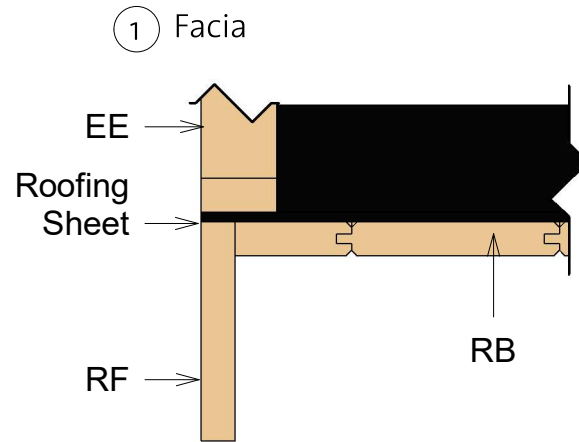
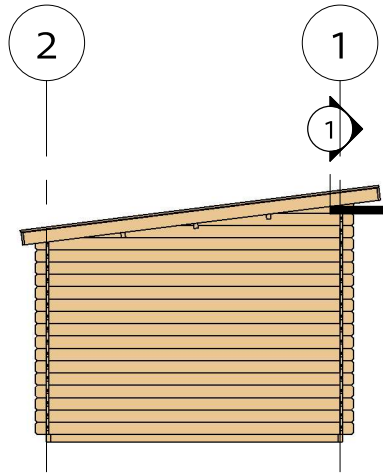


Roof				
Mark	Type	Profile	Count	Length
RFB	Beam 40x143		3	3753
RB	18x110		35	3295

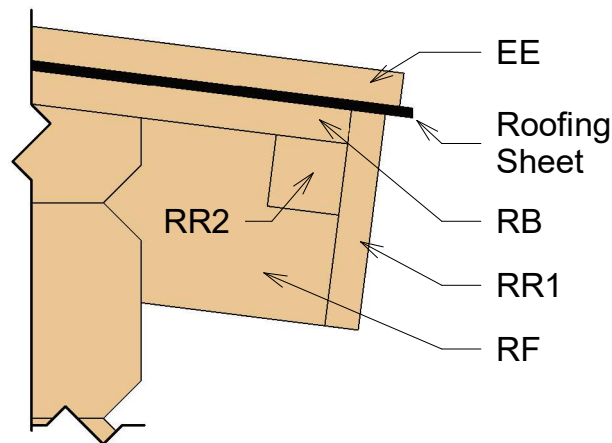
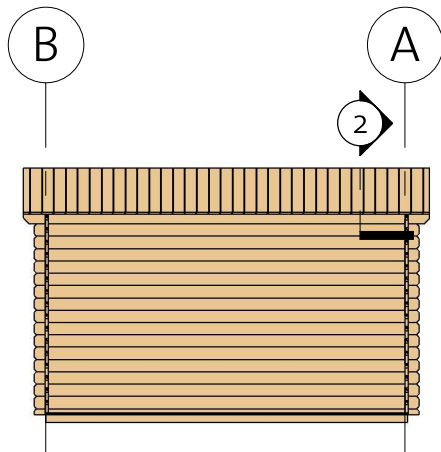


# Nevada 28 (335x274)

Roof 2



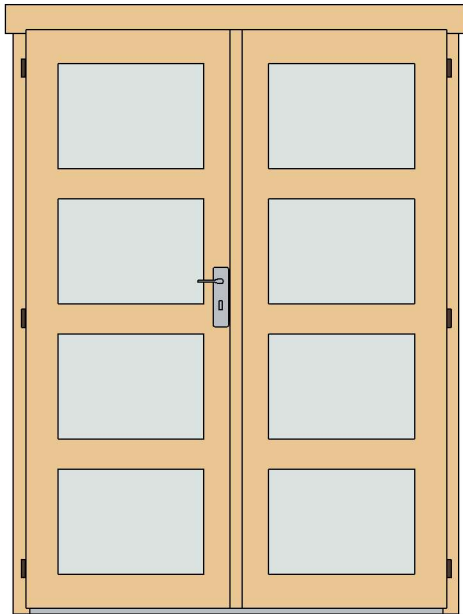
2 Roof Reinforcement



Fascia Schedule				
Mark	Type	Profile	Count	Length
EE	Eave Edging 18x40		2	3340
RF	Roof Fascia 18x115		2	3295
RR1	Roof reinforcement 18x115		2	3795
RR2	Roof reinforcement 38x38		2	3753

# Nevada 28 (335x274)

Extras



Door Schedule				
Model	Type	Width	Height	Count
BDD4L	Basic double door 4, four glass left	1425	1955	1



Window Schedule				
Model	Type	Width	Height	Count
BW2L	Basic window 2, full glass left	915	420	1

Fasteners & Extras		
Name	Comments	Count

Hitblock	300-400 mm	
Bolts	M8 x 60	12
Screws	5,0 x 70	15
Nails	1,4 x 40	30
Screws	6,0 x 140	60
Screws	4,0 x 40	70
Screws	4,0 x 50	500



Type	Count	Length
Windboard 18x40	4	2200



190418

# Nevada 28 (335x274)

## List of all items 1


### Impregnated foundation beams


Mark	Type	Profile	Count	Length
------	------	---------	-------	--------

IFB1	IFB 40x70		10	2654
IFB2	IFB 40x70		2	3343

### Floor Schedule



Mark	Type	Profile	Count	Length
------	------	---------	-------	--------

FB	FB 18x110		26	3295
----	-----------	---	----	------

BB1	BB 20x40		2	2800
BB2	BB 20x40		2	3400





### Roof

Mark	Type	Profile	Count	Length
------	------	---------	-------	--------

RFB	Beam 40x143		3	3753
RB	18x110		35	3295

### Fascia Schedule

Mark	Type	Profile	Count	Length
------	------	---------	-------	--------

EE	Eave Edging 18x40		2	3340
RF	Roof Fascia 18x115		2	3295
RR1	Roof reinforcement 18x115		2	3795
RR2	Roof reinforcement 38x38		2	3753

# Nevada 28 (335x274)

## List of all items 2

Wall 1			
Mark	Profile	Count	Cut Length

1BL 1	28x57	1	450
1BL 2	28x57	1	1663
1LG 1	28x114	4	293
1LG 2	28x114	21	450
1LG 3	28x114	13	1663
1LG 4	28x114	1	3553
1TL 1	28x118	1	3753

Wall 2			
Mark	Profile	Count	Cut Length

2BL 1	28x57	1	3553
2LG 1	28x114	15	3553
2TL 1	28x118	1	3753


Wall A			
Mark	Profile	Count	Cut Length

ALG 1	28x114	1	583
ALG 2	28x114	1	1453
ALG 3	28x114	1	2394
ALG 4	28x114	1	2943
ALG 5	28x114	16	2943


Wall B			
Mark	Profile	Count	Cut Length

BLG 1	28x114	1	583
BLG 2	28x114	1	1453
BLG 3	28x114	1	2394
BLG 4	28x114	1	2943
BLG 5	28x114	16	2943

Log Profiles	
Profile	Profile

28x57	
-------	---

Log Profiles	
Profile	Profile

28x114	
28x118	