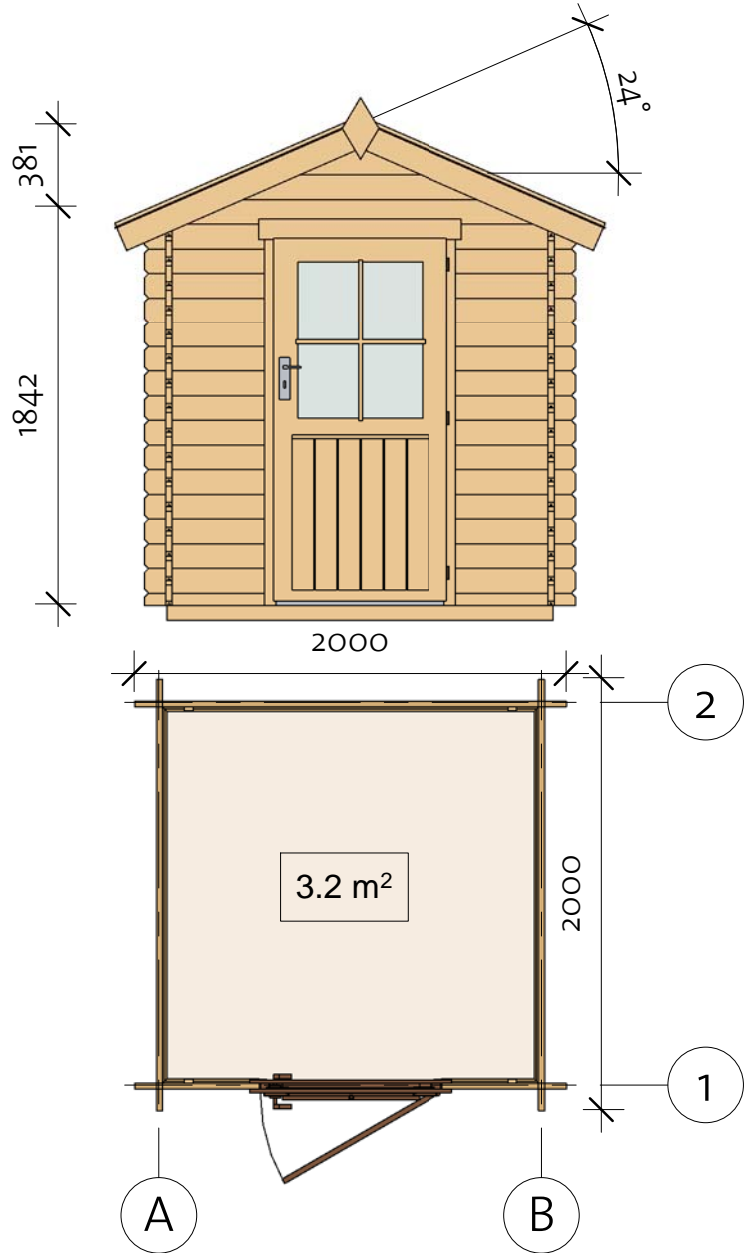


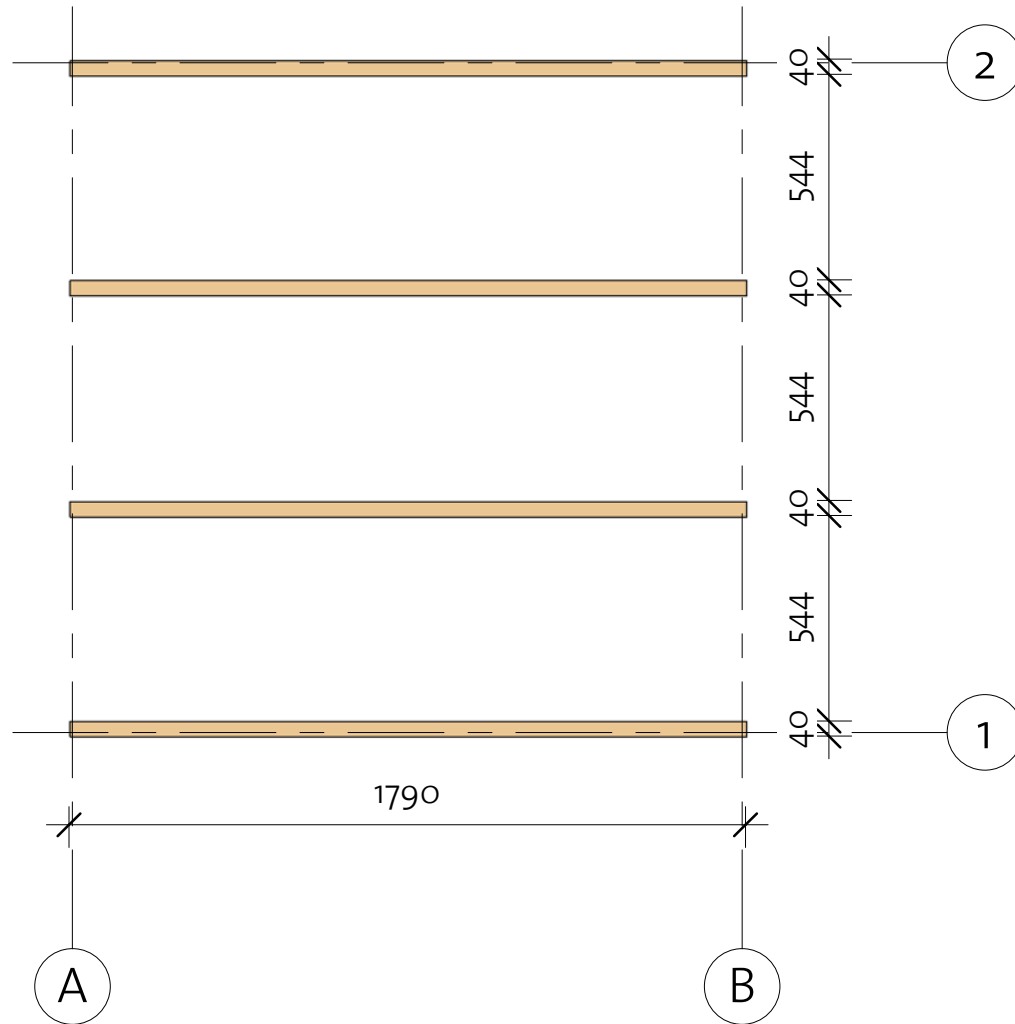
Ohio 28 (180x180)




4000001_190220

Ohio 28 (180x180)

Foundation



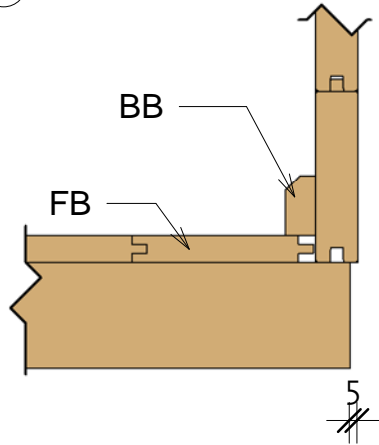
Impregnated foundation beams				
Mark	Type	Profile	Length	Count



IFB	IFB 40x70		1790	4
-----	-----------	-------------------------------------------------------------------------------------	------	---

Ohio 28 (180x180)

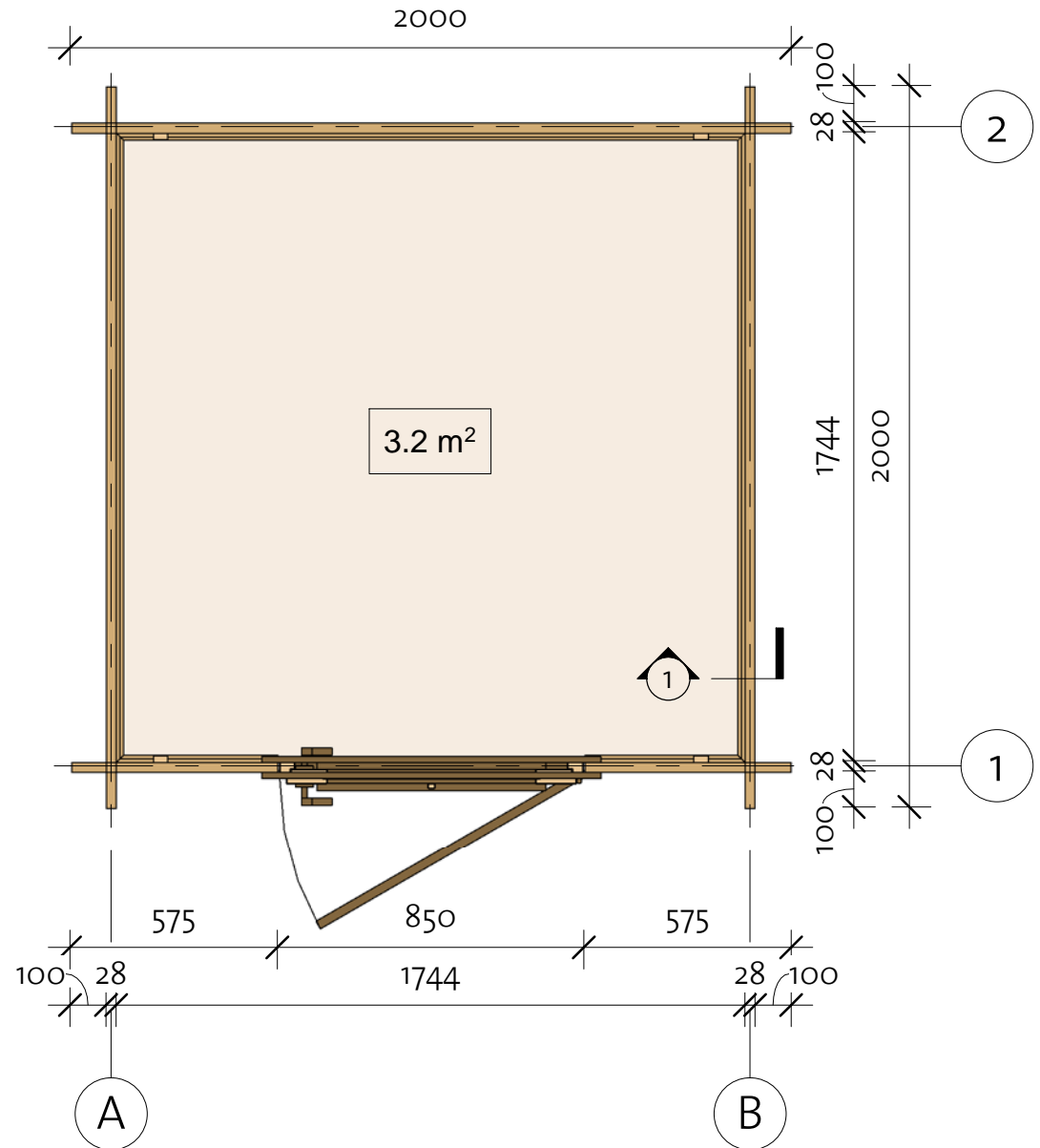
Floor Plan

① Baseboard



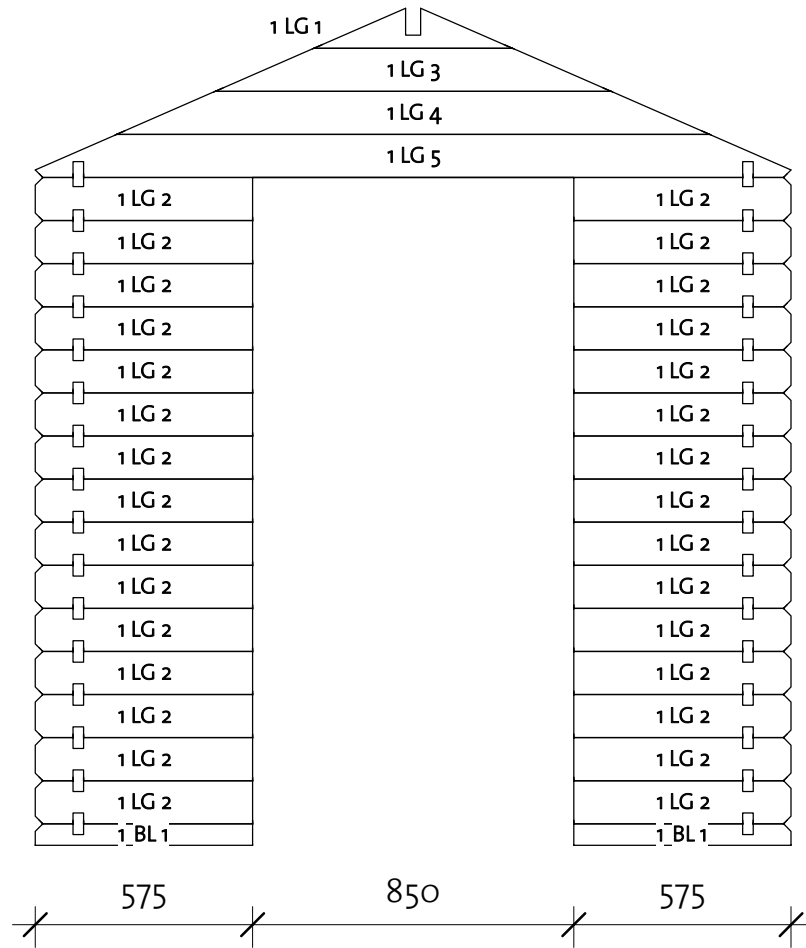
Floor Schedule				
Mark	Type	Profile	Count	Length
FB	FB 18x110		17	1740
BB	BB 20x40		4	1800

4000001_190220



Ohio 28 (180x180)

Wall 1





Wall 1			
Mark	Profile	Count	Cut Length

1BL 1	28x57	2	575
1LG 1 *	28x114	1	525
1LG 2	28x114	30	575
1LG 3 *	28x114	1	1047
1LG 4 *	28x114	1	1569
1LG 5 *	28x114	1	2000

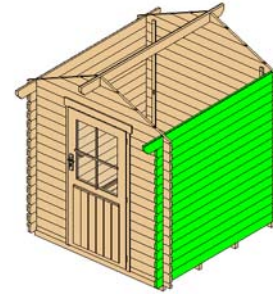
* Gable - delivered premounted

Log Profile Wall 1	
Profile	Profile

28x57	
28x114	


Ohio 28 (180x180)

Wall B



Wall B			
Mark	Profile	Count	Cut Length

BLG 1	28x114	15	2000
BTL 1	28x123	1	2300

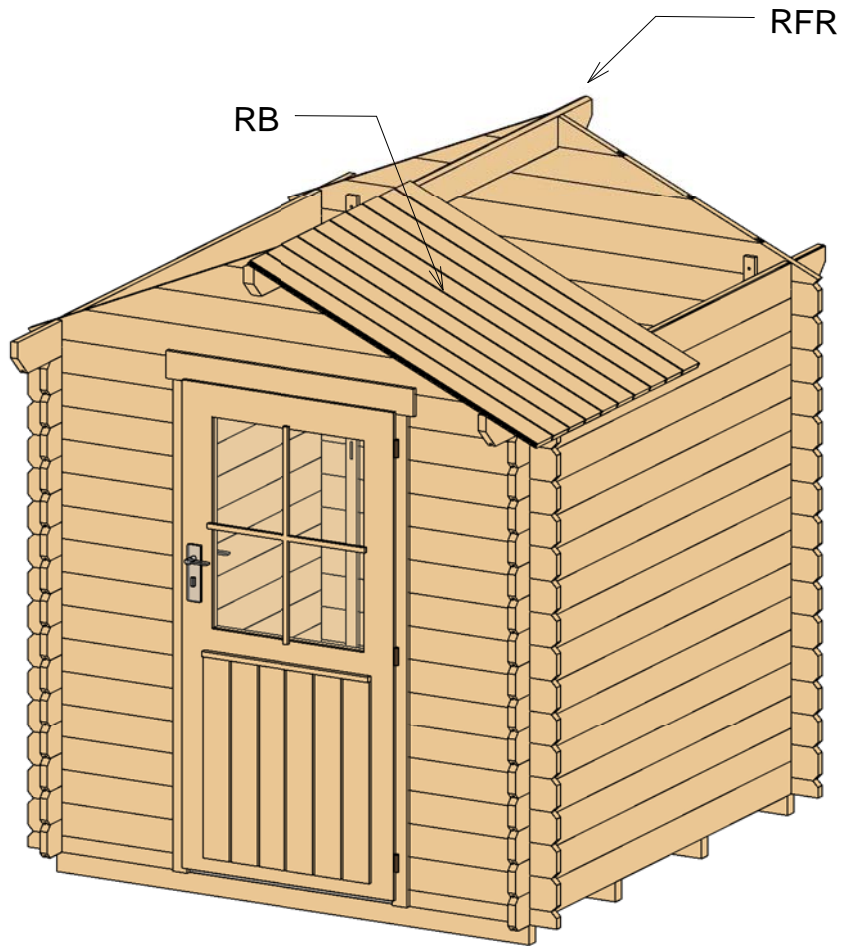




Log Profile Wall B	
Profile	Profile

28x114	
28x123	

Ohio 28 (180x180)

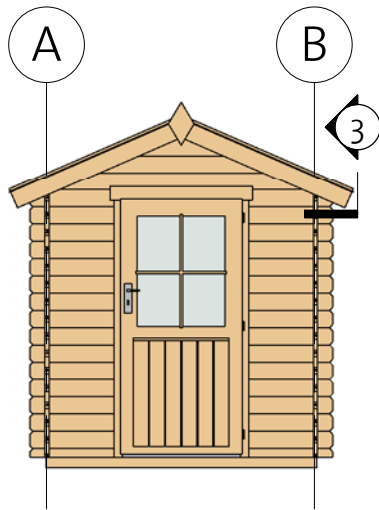
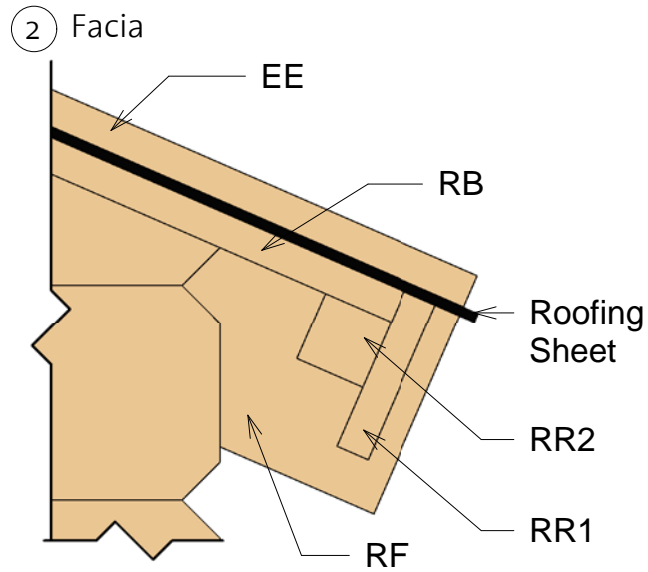
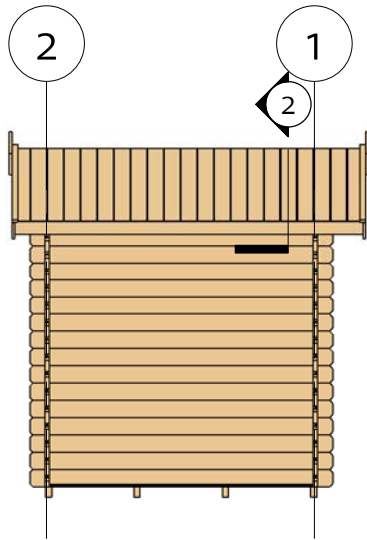
Roof 1



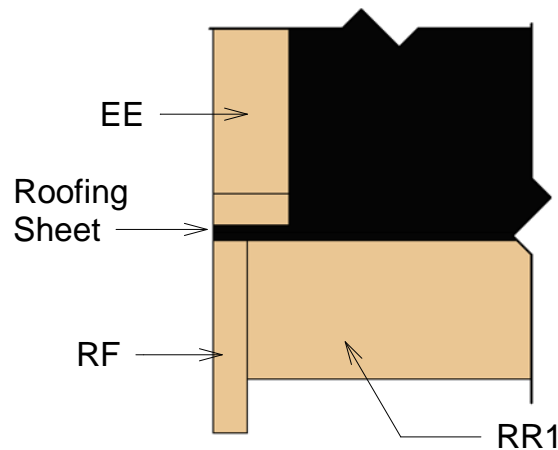
Roof				
Mark	Type	Profile	Count	Length
RFR	Ridge 40x120		1	2300
RB	RoofBoard 18x110		44	1190

Ohio 28 (180x180)

Roof 2



3 Roof Reinforcement




Fascia Schedule

Mark	Type	Profile	Count	Length
EE	Eave Edging 18x40		4	1230
RF	Roof Fascia 18x115		4	1230
RR1	Roof reinforcement 18x90		2	2300
RR2	Roof reinforcement 38x38		2	2300


Ohio 28 (180x180)


List of all items 1

Impregnated foundation beams				
Mark	Type	Profile	Length	Count



IFB	IFB 40x70		1790	4
-----	-----------	-----------------------------------------------------------------------------------	------	---

Floor Schedule				
Mark	Type	Profile	Count	Length





FB	FB 18x110		17	1740
----	-----------	-------------------------------------------------------------------------------------	----	------

BB	BB 20x40		4	1800
----	----------	-------------------------------------------------------------------------------------	---	------

Roof				
Mark	Type	Profile	Count	Length

RFR	Ridge 40x120		1	2300
RB	RoofBoard 18x110		44	1190

Fascia Schedule				
Mark	Type	Profile	Count	Length

EE	Eave Edging 18x40		4	1230
RF	Roof Fascia 18x115		4	1230
RR1	Roof reinforcement 18x90		2	2300
RR2	Roof reinforcement 38x38		2	2300

Ohio 28 (180x180)

Extras



Door Schedule				
Model	Type	Width	Height	Count
BD1R	Basic door 1 right	840	1730	1
DCB4	Door crossbar 4	--	--	1

Fasteners/Extras		
Name	Comments	Count
Hitblock	300-400 mm	
Screws	5,0 x 70	10
Bolts	M8 x 60	12
Nails	1,4 x 40	20
Screws	6,0 x 140	25
Screws	4,0 x 40	60
Screws	4,0 x 50	190



Type	Count	Length
Windboard 18x40	4	1770

Type	Count
Romb	2



4000001_190222

Ohio 28 (180x180)

List of all items 2

Wall 1			
Mark	Profile	Count	Cut Length

1BL 1	28x57	2	575
1LG 1 *	28x114	1	525
1LG 2	28x114	30	575
1LG 3 *	28x114	1	1047
1LG 4 *	28x114	1	1569
1LG 5 *	28x114	1	2000

* Gable - delivered premounted

Wall 2			
Mark	Profile	Count	Cut Length

2BL 1	28x57	1	2000
2LG 1 *	28x114	1	525
2LG 2 *	28x114	1	1047
2LG 3 *	28x114	1	1569
2LG 4 *	28x114	1	2000
2LG 5	28x114	15	2000

Wall A			
Mark	Profile	Count	Cut Length

ALG 1	28x114	15	2000
ATL 1	28x123	1	2300


Wall B			
Mark	Profile	Count	Cut Length

BLG 1	28x114	15	2000
BTL 1	28x123	1	2300

Log Profiles	
Profile	Profile

28x57	
28x114	

Log Profiles	
Profile	Profile

28x123	
--------	---------------------------------------------------------------------------------------