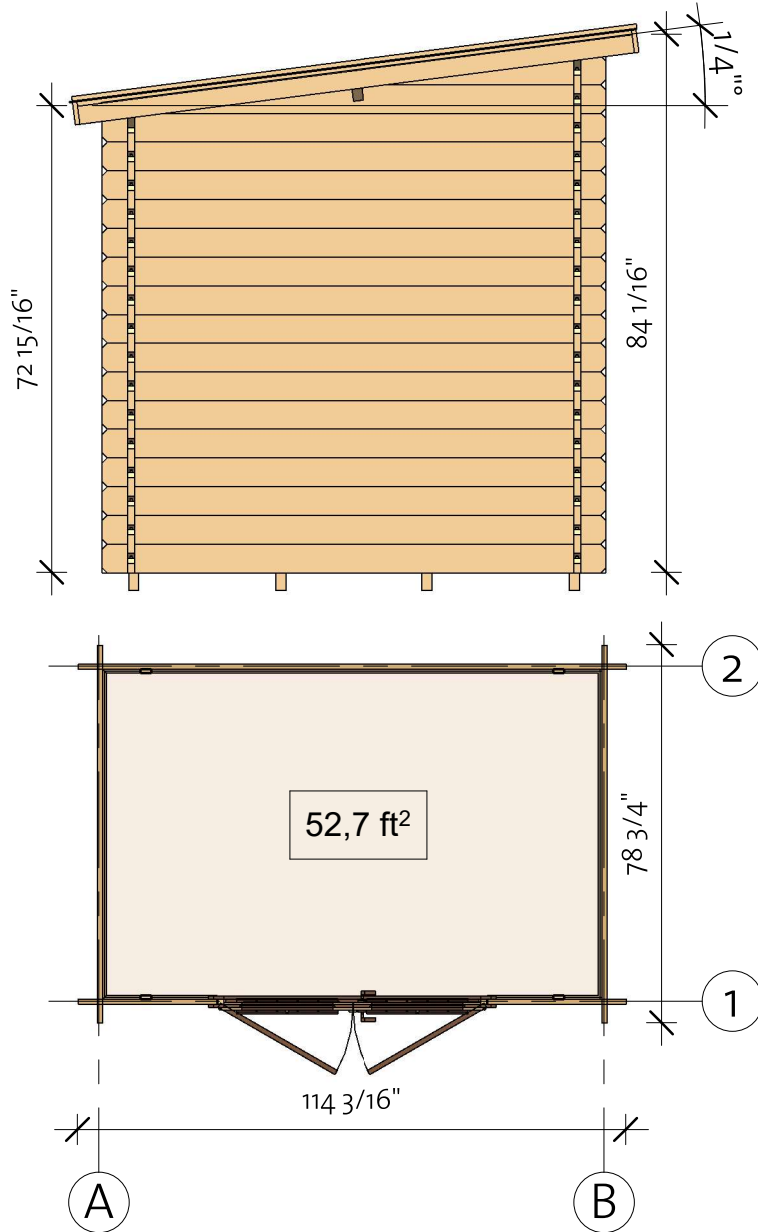



# Ottawa 1 1 1/8" (106 5/16" x 70 7/8")

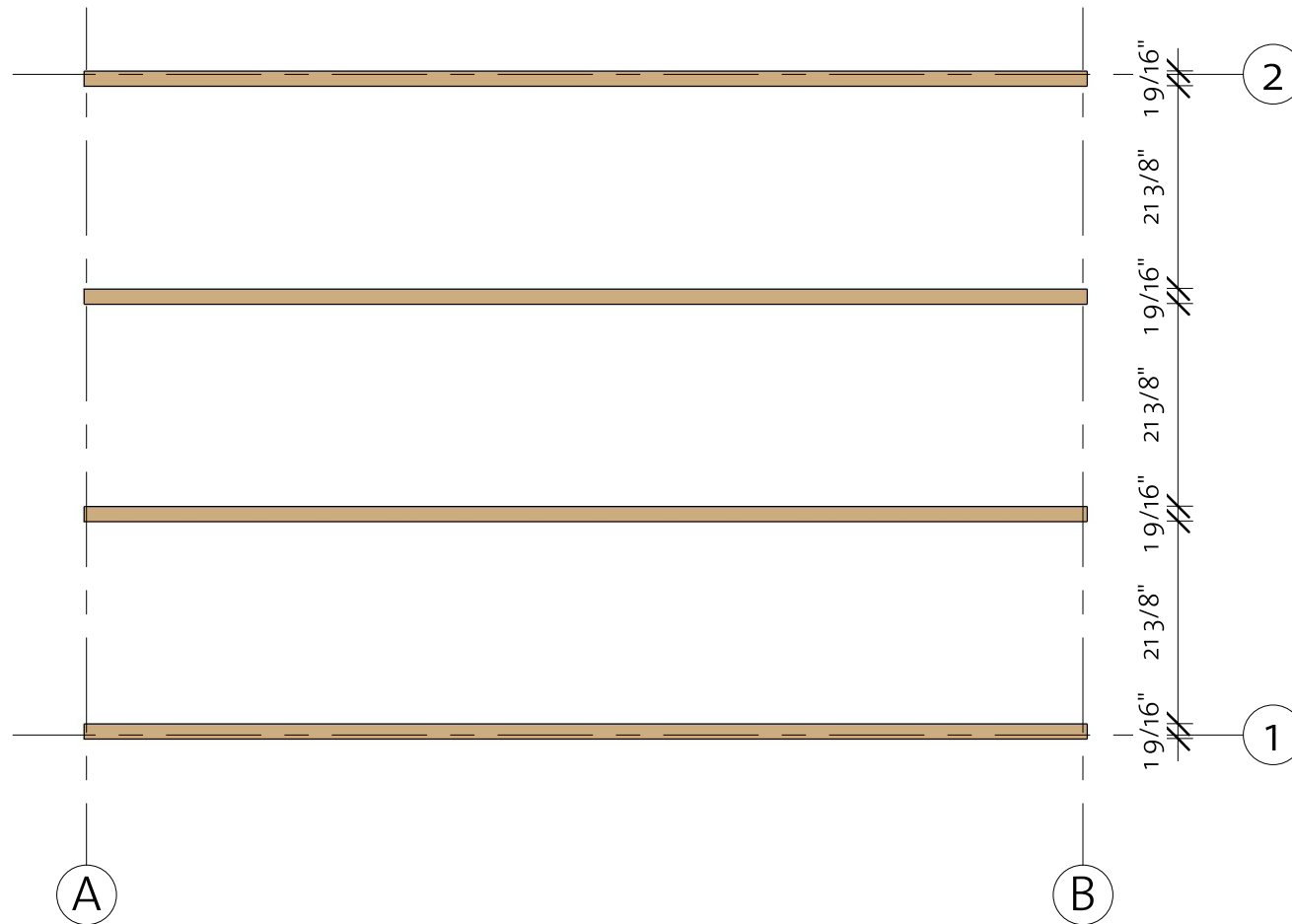


# Ottawa 1 1 1/8" (106 5/16" x 70 7/8")

Foundation

Impregnated foundation beams				
Mark	Type	Profile	Count	Length

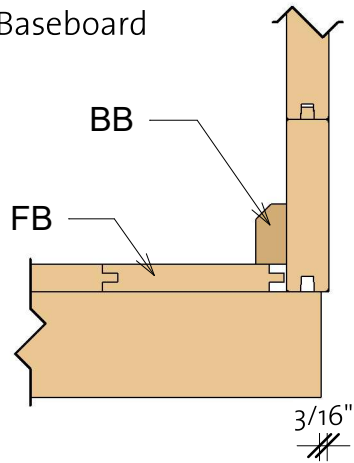
IFB	IFB 40x70		4	105 7/8"
-----	--------------	---	---	-------------





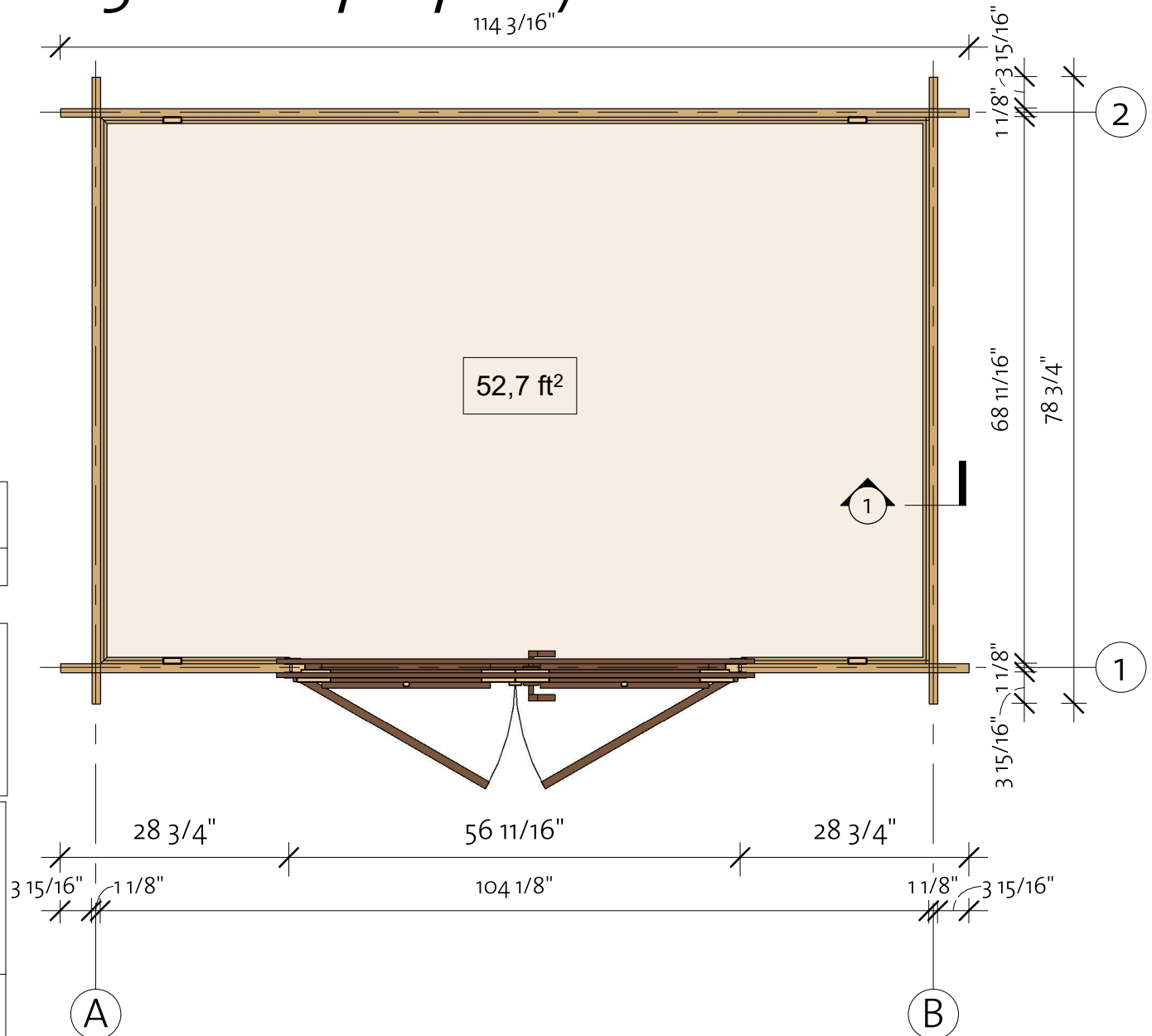
# Ottawa 1 1 1/8" (106 5/16" x 70 7/8")

Floor Plan

① Baseboard

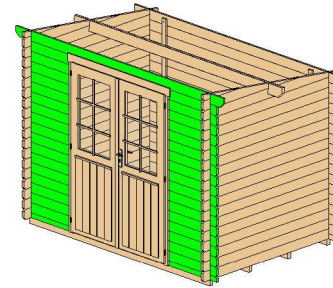


Floor Schedule				
Mark	Type	Profile	Count	Length
FB	FB 18x110		25	68 1/2"
BB1	BB 20x40		2	106 5/16"
BB2	BB 20x40		2	70 7/8"



# Ottawa 1 1 1/8" (106 5/16" x 70 7/8")

Wall 1

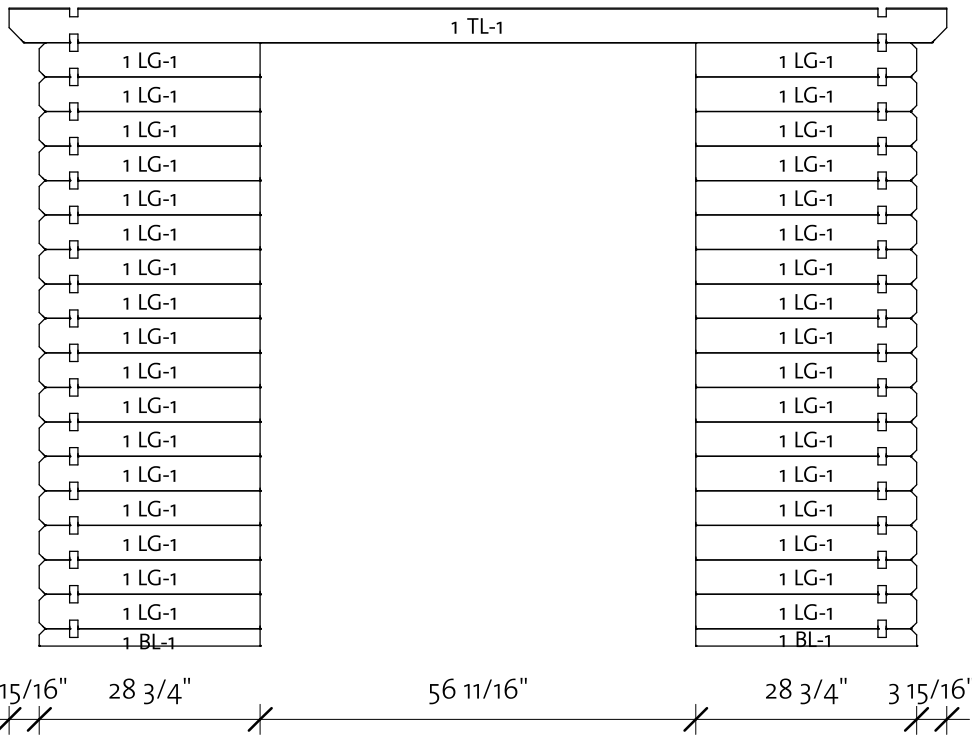


Wall 1			
Mark	Profile	Count	Cut Length

1BL-1	28x57	2	28 3/4"
1LG-1	28x114	34	28 3/4"
1TL-1	28x114	1	122 1/16"

Log Profile Wall 1	
Profile	Profile

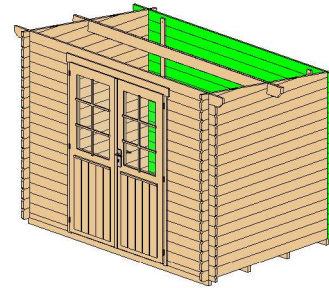
28x57	
28x114	
28x114	



190417

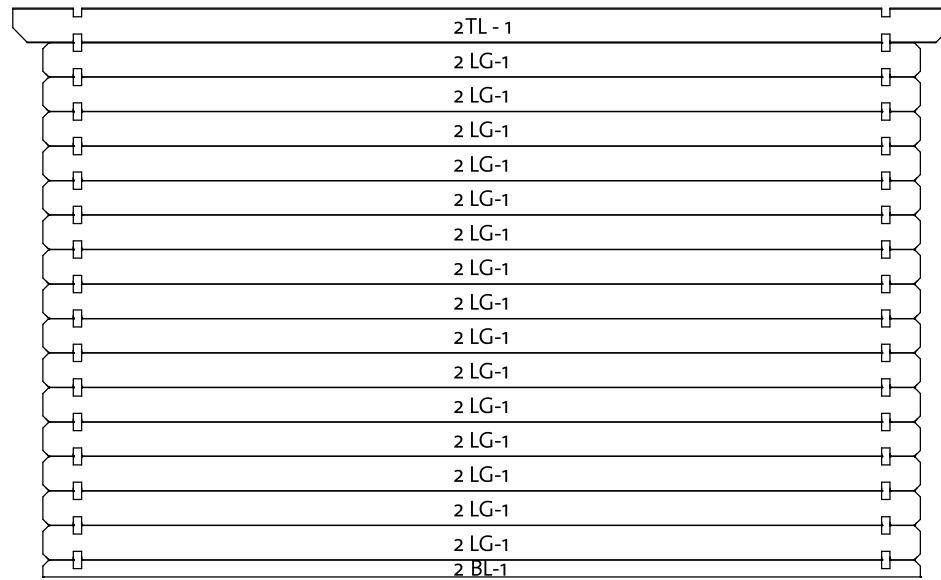
# Ottawa 1 1 1/8" (106 5/16" x 70 7/8")

Wall 2



Wall 2			
Mark	Profile	Count	Cut Length

2BL-1	28x57	1	114 3/16"
2LG-1	28x114	15	114 3/16"
2TL - 1	28x114	1	122 1/16"



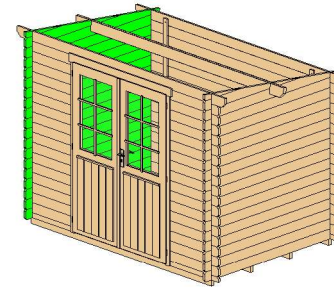
3 15/16"      114 3/16"      3 15/16"

Log Profile Wall 2	
Profile	Profile

28x57	
28x114	
28x114	

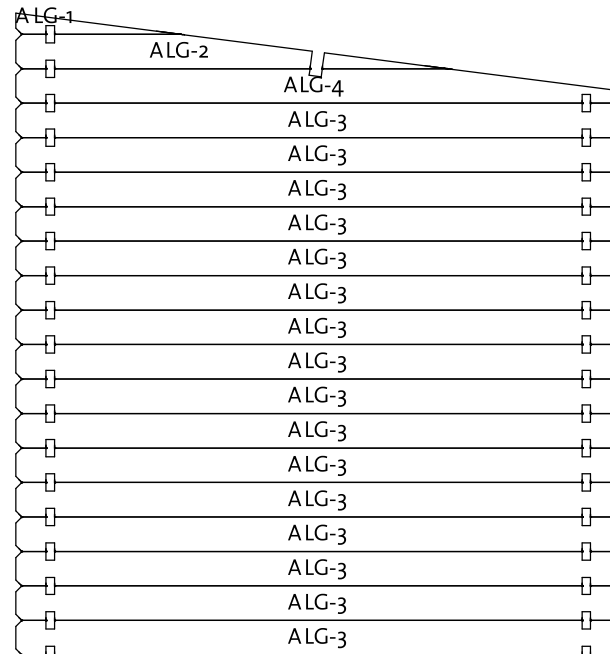
# Ottawa 1 1 1/8" (106 5/16" x 70 7/8")

Wall A



Wall A			
Mark	Profile	Count	Cut Length

ALG-1	28x114	1	21 3/8"
ALG-2	28x114	1	56 1/4"
ALG-3	28x114	16	78 3/4"
ALG-4	28x114	1	78 3/4"

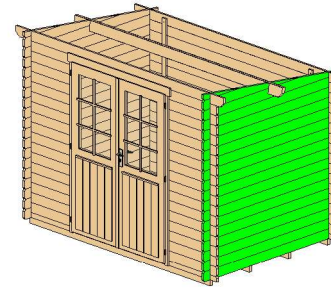


Log Profile Wall A	
Profile	Profile

28x114	
--------	--

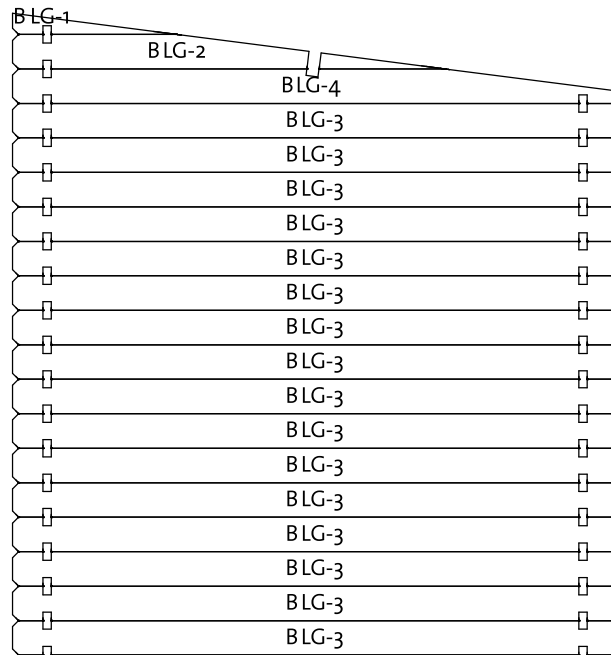
# Ottawa 1 1 1/8" (106 5/16" x 70 7/8")

Wall B



Wall B			
Mark	Profile	Count	Cut Length

BLG-1	28x114	1	21 3/8"
BLG-2	28x114	1	56 1/4"
BLG-3	28x114	16	78 3/4"
BLG-4	28x114	1	78 3/4"

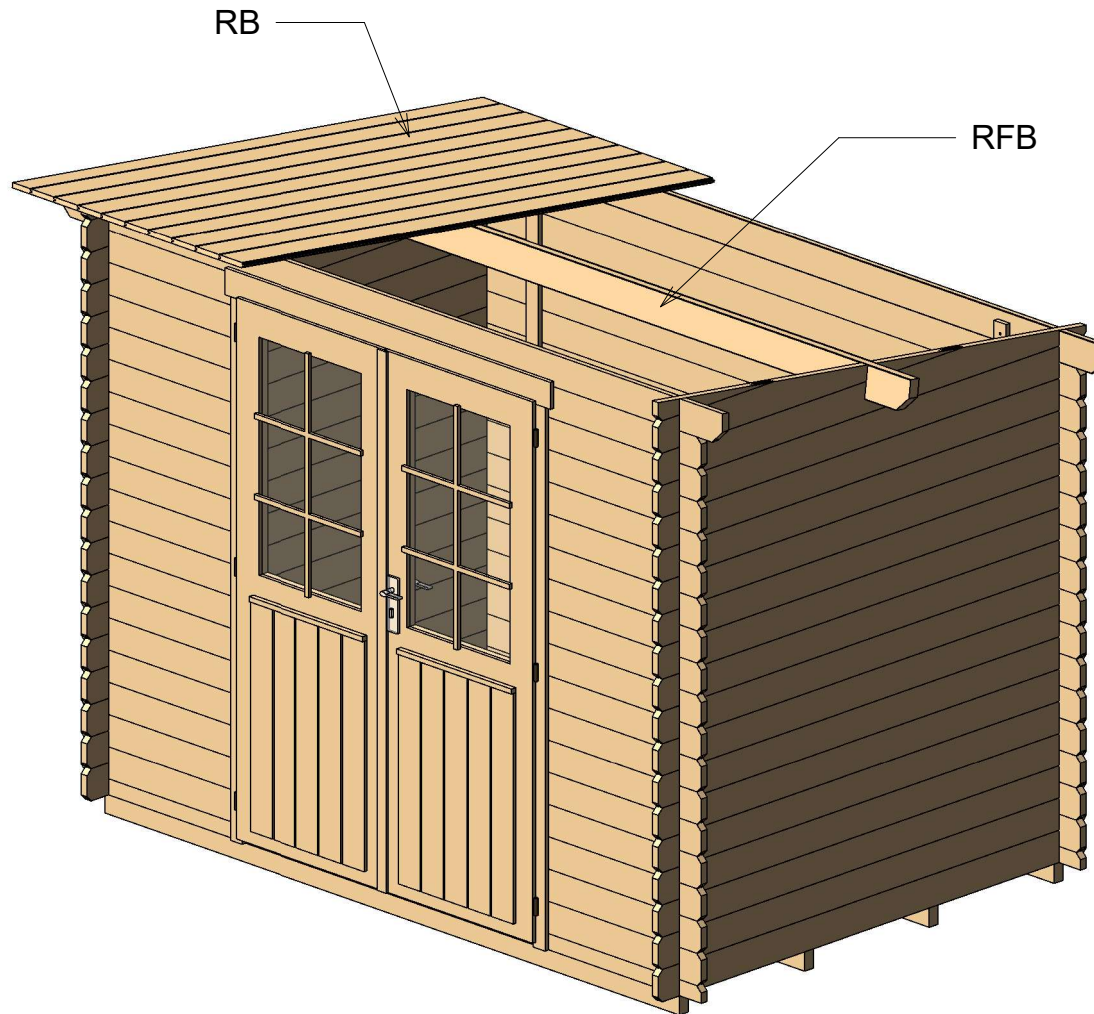


Log Profile Wall B	
Profile	Profile



28x114	
--------	--

# Ottawa 1 1 1/8" (106 5/16" x 70 7/8")

Roof 1



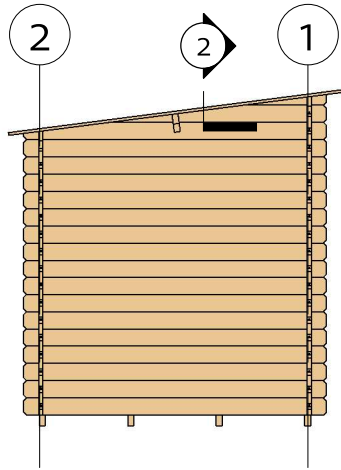
Roof				
Mark	Type	Profile	Count	Length

RFB	Beam 40x120		1	122 1/16"
RB	RoofBoard 18x110		30	87 3/8"

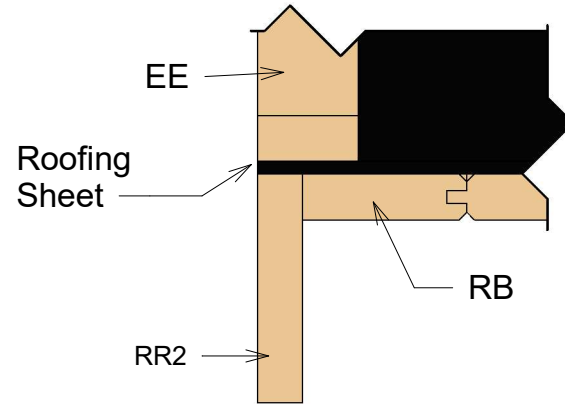


# Ottawa 1 1 1/8" (106 5/16" x 70 7/8")

Roof 2

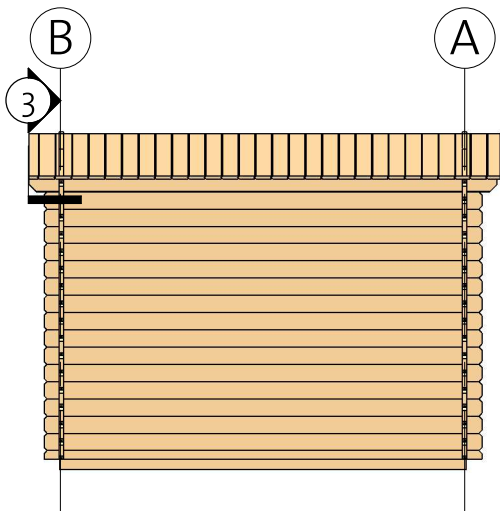


② Fascia

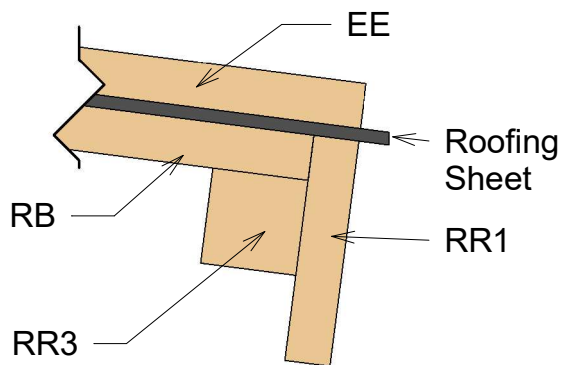


Fascia Schedule				
Mark	Type	Profile	Count	Length

EE	Eave Edging 18x40		2	89"
RR1	Roof reinforcement 18x90		2	123 5/8"
RR2	Roof reinforcement 18x90		2	87 3/8"
RR3	Roof reinforcement 38x38		2	122 1/16"

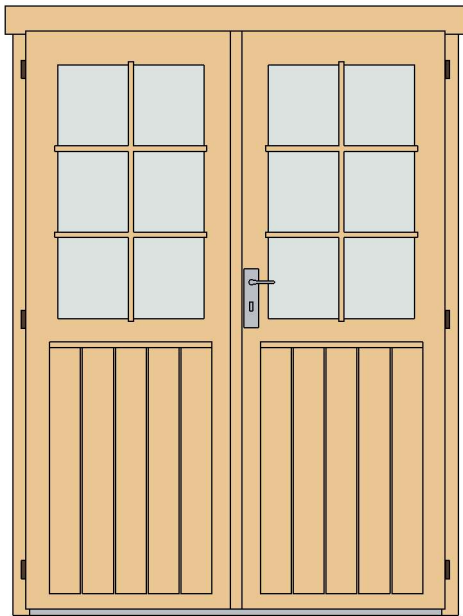


③ Roof Reinforcement



# Ottawa 1 1 1/8" (106 5/16" x 70 7/8")

Extras



Door Schedule				
Model	Type	Width	Height	Count
BDD1R	Basic double door 1 right	56 1/8"	76 15/16"	1
DCB6	Door crossbar 6	--	--	2

Fasteners/Extras		
Name	Comments	Count

Hitblock	11 13/16"-15 3/4"	
Bolts	M5/16" x 2 3/8"	12
Screws	3/16" x 2 3/4"	15
Nails	1/16" x 1 9/16"	20
Screws	1/4" x 5 1/2"	25
Screws	3/16" x 1 9/16"	60
Screws	3/16" x 2"	295




Windboard		
Type	Count	Length

Windboard 1 18x40	4	86 5/8"
-------------------	---	---------


# Ottawa 1 1 1/8" (106 5/16" x 70 7/8")


## List of all items 1

Impregnated foundation beams				
Mark	Type	Profile	Count	Length



IFB	IFB 40x70		4	105 7/8"
-----	--------------	---	---	-------------

Floor Schedule				
Mark	Type	Profile	Count	Length





FB	FB 18x110		25	68 1/2"
----	-----------	---	----	---------

BB1	BB 20x40		2	106 5/16"
BB2	BB 20x40		2	70 7/8"

Roof				
Mark	Type	Profile	Count	Length

RFB	Beam 40x120		1	122 1/16"
RB	RoofBoard 18x110		30	87 3/8"

Fascia Schedule				
Mark	Type	Profile	Count	Length

EE	Eave Edging 18x40		2	89"
RR1	Roof reinforcement 18x90		2	123 5/8"
RR2	Roof reinforcement 18x90		2	87 3/8"
RR3	Roof reinforcement 38x38		2	122 1/16"

# Ottawa 1 1 1/8" (106 5/16" x 70 7/8")

## List of all items 2

Wall 1			
Mark	Profile	Count	Cut Length

1BL-1	28x57	2	28 3/4"
1LG-1	28x114	34	28 3/4"
1TL-1	28x114	1	122 1/16"

Wall 2			
Mark	Profile	Count	Cut Length

2BL-1	28x57	1	114 3/16"
2LG-1	28x114	15	114 3/16"
2TL - 1	28x114	1	122 1/16"



Wall A			
Mark	Profile	Count	Cut Length

ALG-1	28x114	1	21 3/8"
ALG-2	28x114	1	56 1/4"
ALG-3	28x114	16	78 3/4"
ALG-4	28x114	1	78 3/4"

Wall B			
Mark	Profile	Count	Cut Length

BLG-1	28x114	1	21 3/8"
BLG-2	28x114	1	56 1/4"
BLG-3	28x114	16	78 3/4"
BLG-4	28x114	1	78 3/4"

Log Profiles	
Profile	Profile

28x57	
28x114	
28x114	