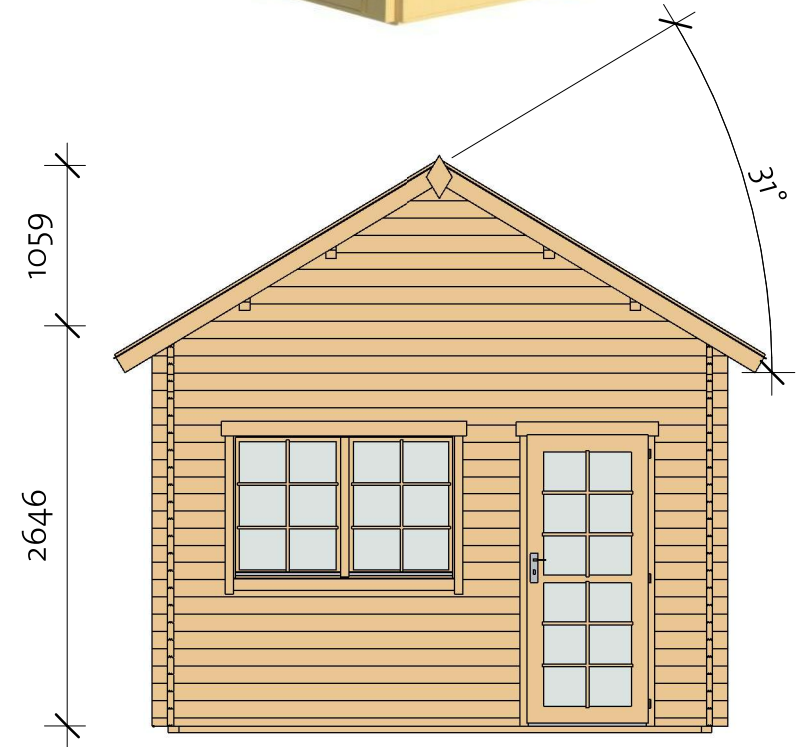
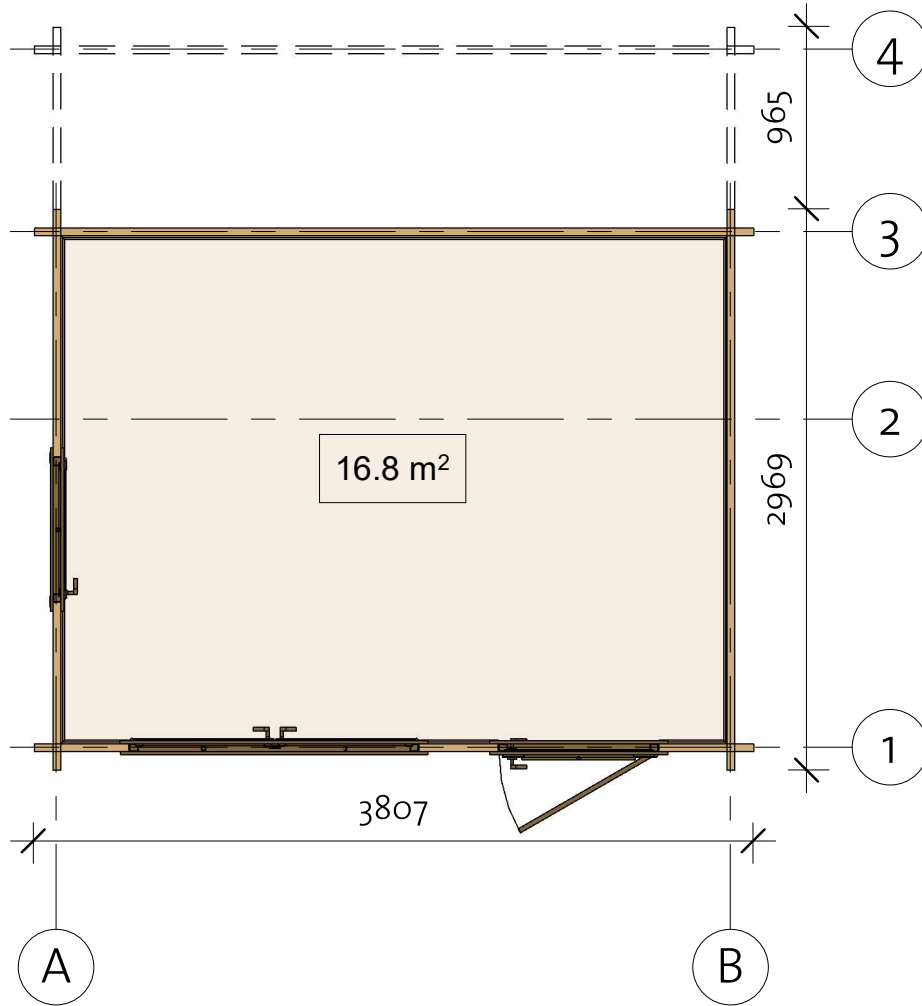


# Peacock Bunkie 40 (361x277)

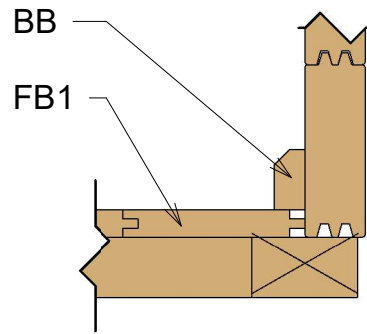




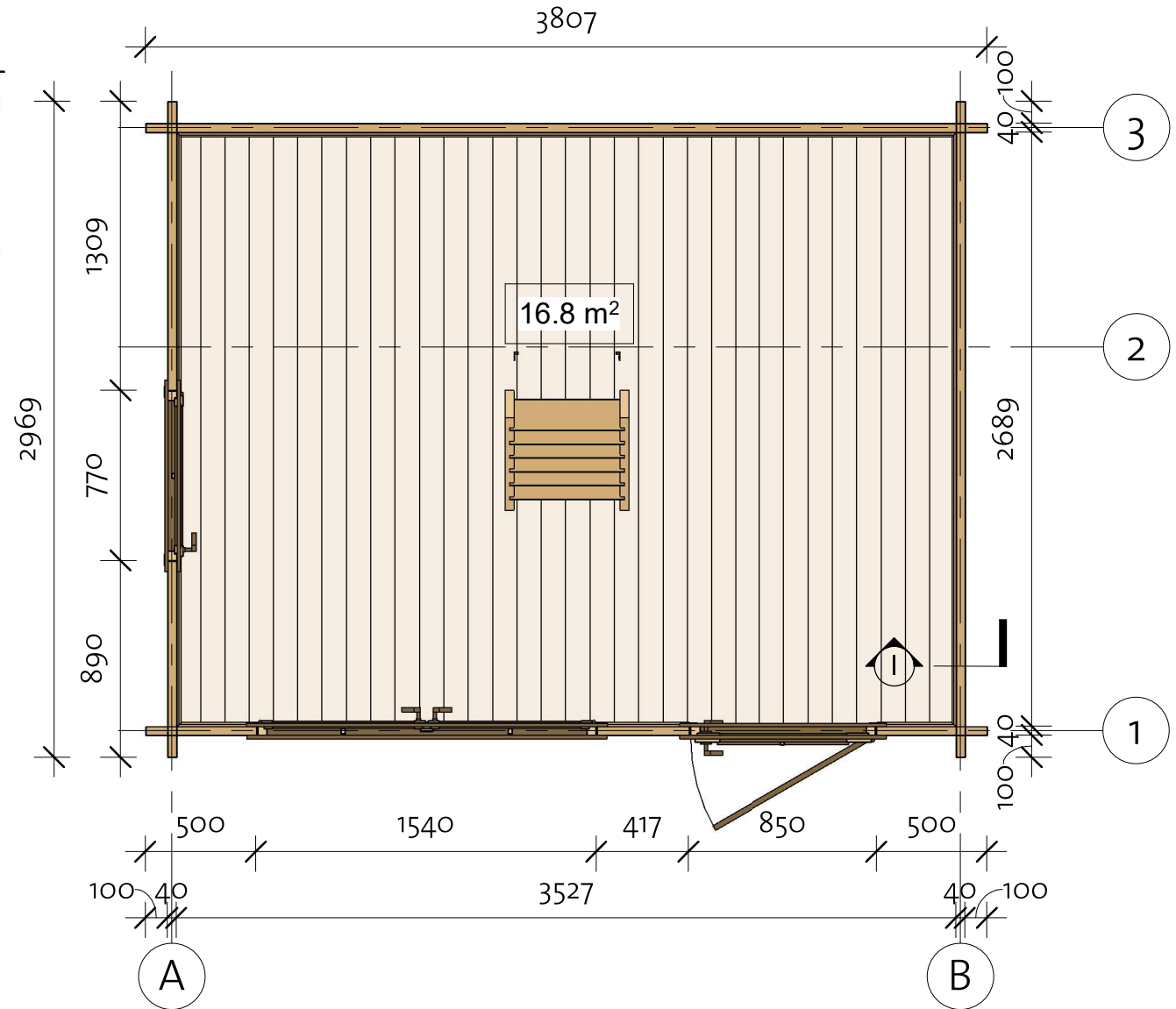
# Peacock Bunkie 40 (361x277)

Floor Plan

① Baseboard

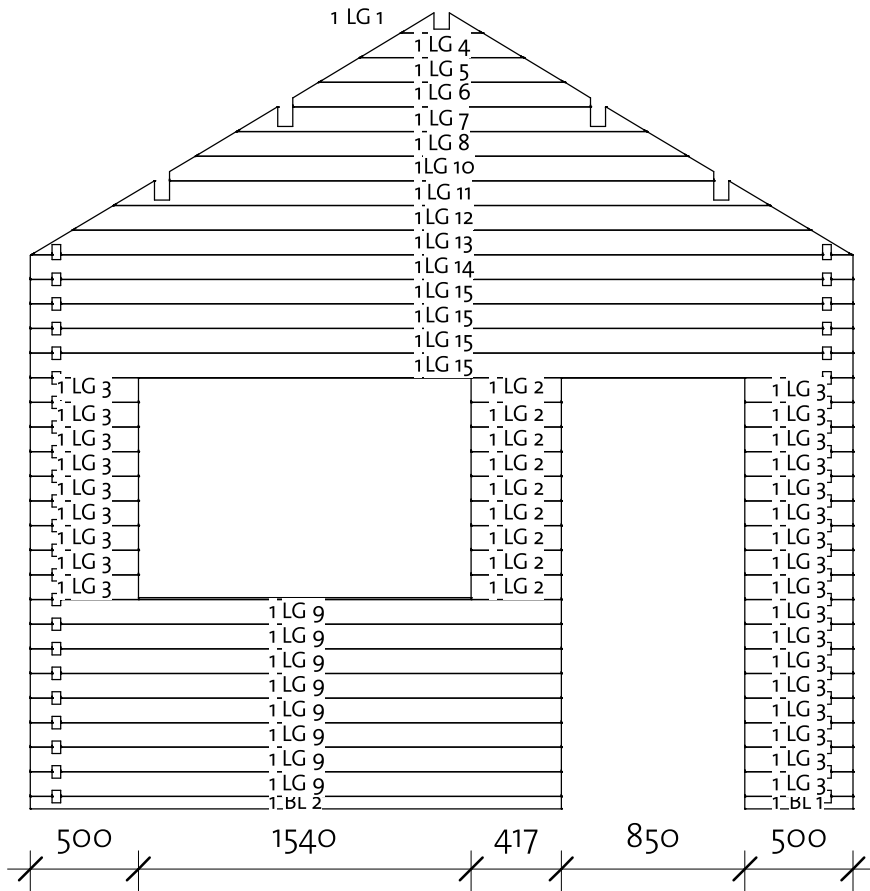
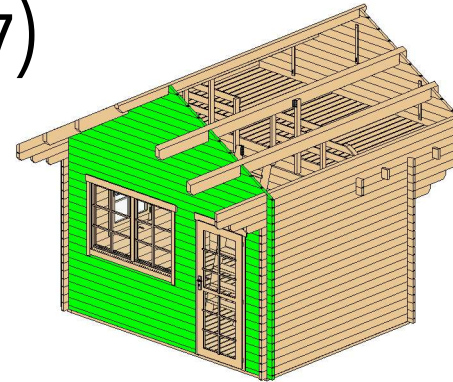


Floor Schedule				
Mark	Type	Profile	Count	Length
FB1	FB 18x110		33	2685
FB2	FB 18x110		33	1958
BB1	BB 20x40		2	1960
BB2	BB 20x40		2	2770
BB3	BB 20x40		3	3600



# Peacock Bunkie 40 (361x277)

Wall 1



Log Profile Wall 1	
Profile	Profile

40x57	
40x114	

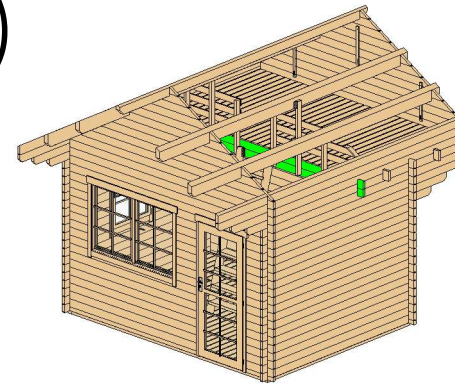
Wall 1			
Mark	Profile	Count	Cut Length

1BL 1	40x57	1	500
1BL 2	40x57	1	2457
1LG 1 *	40x114	1	379
1LG 2	40x114	9	417
1LG 3	40x114	26	500
1LG 4 *	40x114	1	759
1LG 5 *	40x114	1	1139
1LG 6 *	40x114	1	1378
1LG 7 *	40x114	1	1898
1LG 8 *	40x114	1	2278
1LG 9	40x114	8	2457
1LG 10 *	40x114	1	2518
1LG 11 *	40x114	1	3037
1LG 12 *	40x114	1	3417
1LG 13 *	40x114	1	3797
1LG 14	40x114	1	3807
1LG 15	40x114	4	3807

\* Gable - delivered premounted

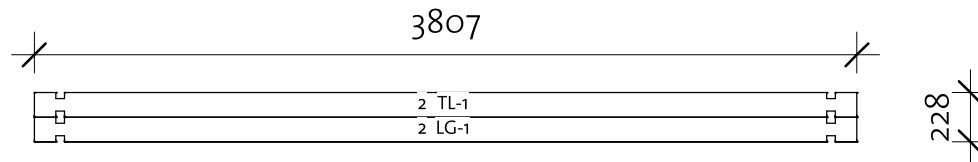
# Peacock Bunkie 40 (361x277)

Wall 2



Wall 2			
Mark	Profile	Count	Cut Length

2LG-1	40x114	1	3807
2TL-1	40x114	1	3807

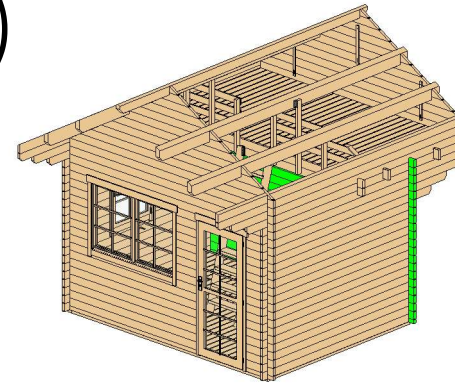


Log Profile Wall 2	
Profile	Profile


40X114	
40X114	

# Peacock Bunkie 40 (361x277)

Wall 3



Wall 3			
Mark	Profile	Count	Cut Length
3BL 1	40x57	1	3807
3LG 1	40x114	19	3807
3TL 1	40x114	1	3807

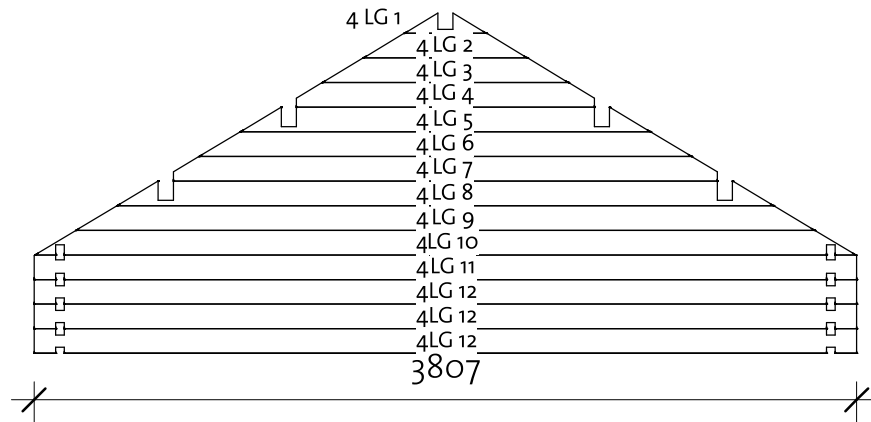
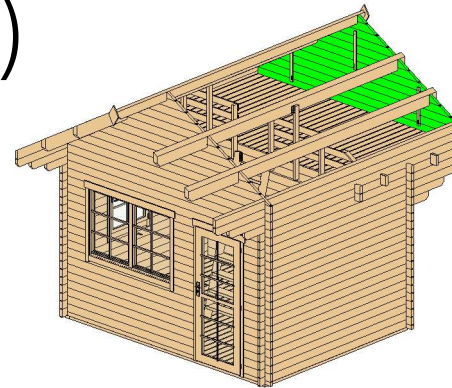


Log Profile Wall 3	
Profile	Profile

40x57	
40x114	
40x114	

# Peacock Bunkie 40 (361x277)

Wall 4




Wall 4			
Mark	Profile	Count	Cut Length

4LG 1 *	40x114	1	379
4LG 2 *	40x114	1	759
4LG 3 *	40x114	1	1139
4LG 4 *	40x114	1	1378
4LG 5 *	40x114	1	1898
4LG 6 *	40x114	1	2278
4LG 7 *	40x114	1	2518
4LG 8 *	40x114	1	3037
4LG 9 *	40x114	1	3417
4LG 10 *	40x114	1	3797
4LG 11	40x114	1	3807
4LG 12	40x114	3	3807

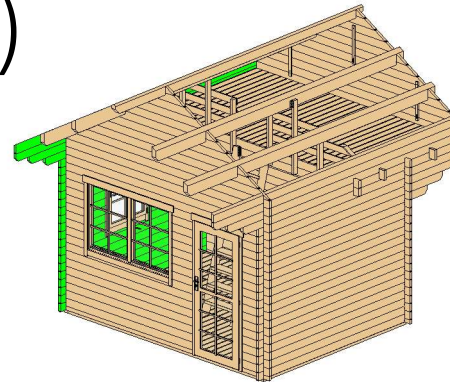
\* Gable - delivered premounted

Log Profile Wall 4	
Profile	Profile

40x114	
--------	---------------------------------------------------------------------------------------

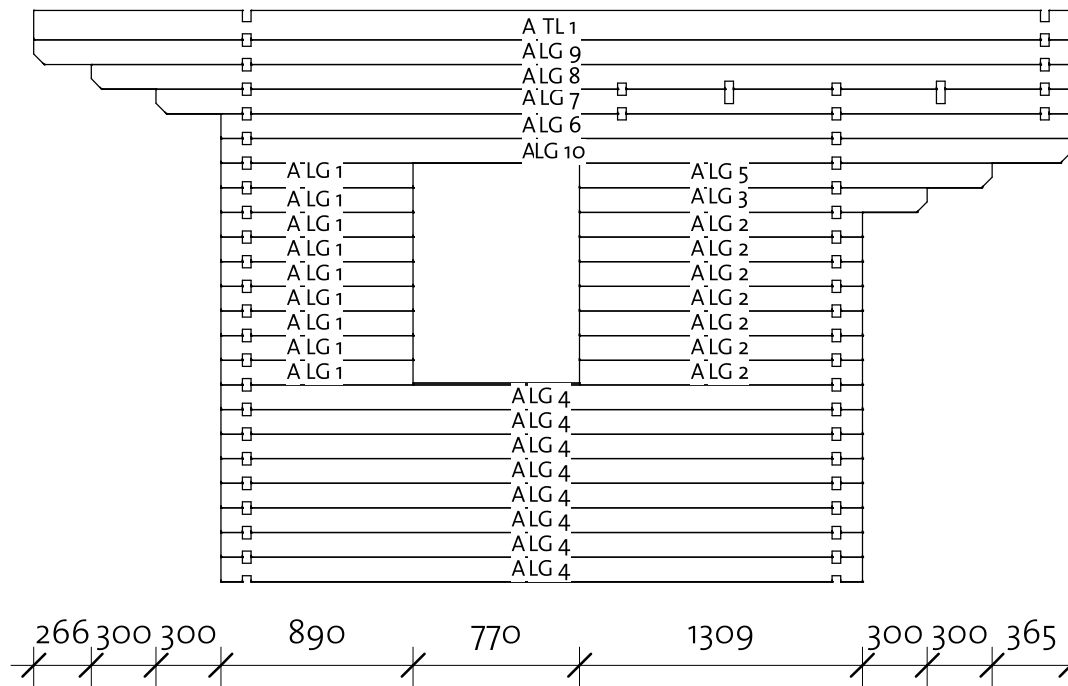
# Peacock Bunkie 40 (361x277)

Wall A



Wall A			
Mark	Profile	Count	Cut Length

ALG 1	40x114	9	890
ALG 2	40x114	7	1309
ALG 3	40x114	1	1609
ALG 4	40x114	8	2969
ALG 5	40x114	1	1909
ALG 6	40x114	1	3934
ALG 7	40x114	1	4234
ALG 8	40x114	1	4534
ALG 9	40x114	1	4800
ALG 10	40x114	1	3934
ATL 1	40x138	1	4800



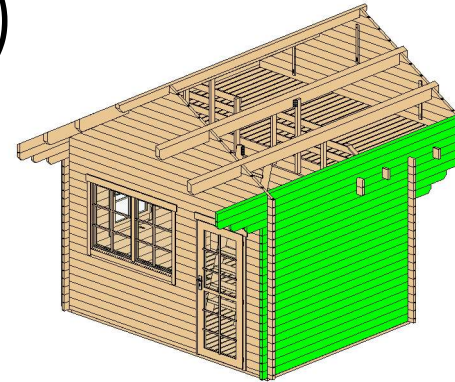
Log Profile Wall A	
Profile	Profile

40x114	
40x138	



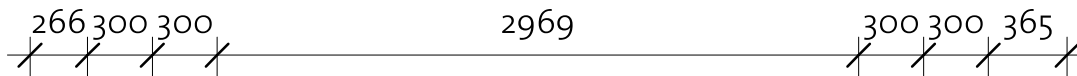

# Peacock Bunkie 40 (361x277)

Wall B



Wall B			
Mark	Profile	Count	Cut Length

BLG 1	40x114	15	2969
BLG 2	40x114	1	3269
BLG 3	40x114	1	3569
BLG 4	40x114	1	3934
BLG 5	40x114	1	3934
BLG 6	40x114	1	4234
BLG 7	40x114	1	4534
BLG 8	40x114	1	4800
BTL 1	40x138	1	4800

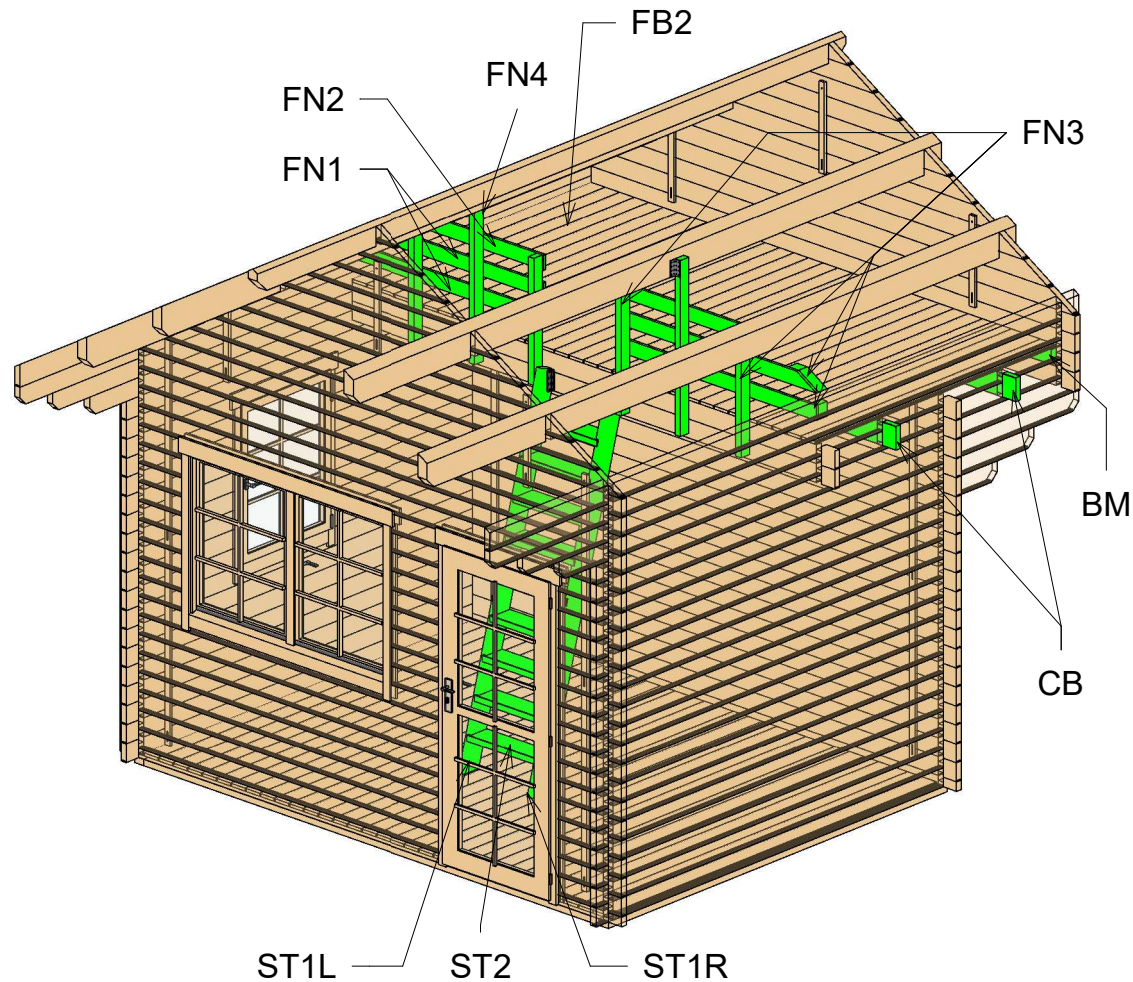


Log Profile Wall B	
Profile	Profile

40x114	
40x138	

# Peacock Bunkie 40 (361x277)

Second floor



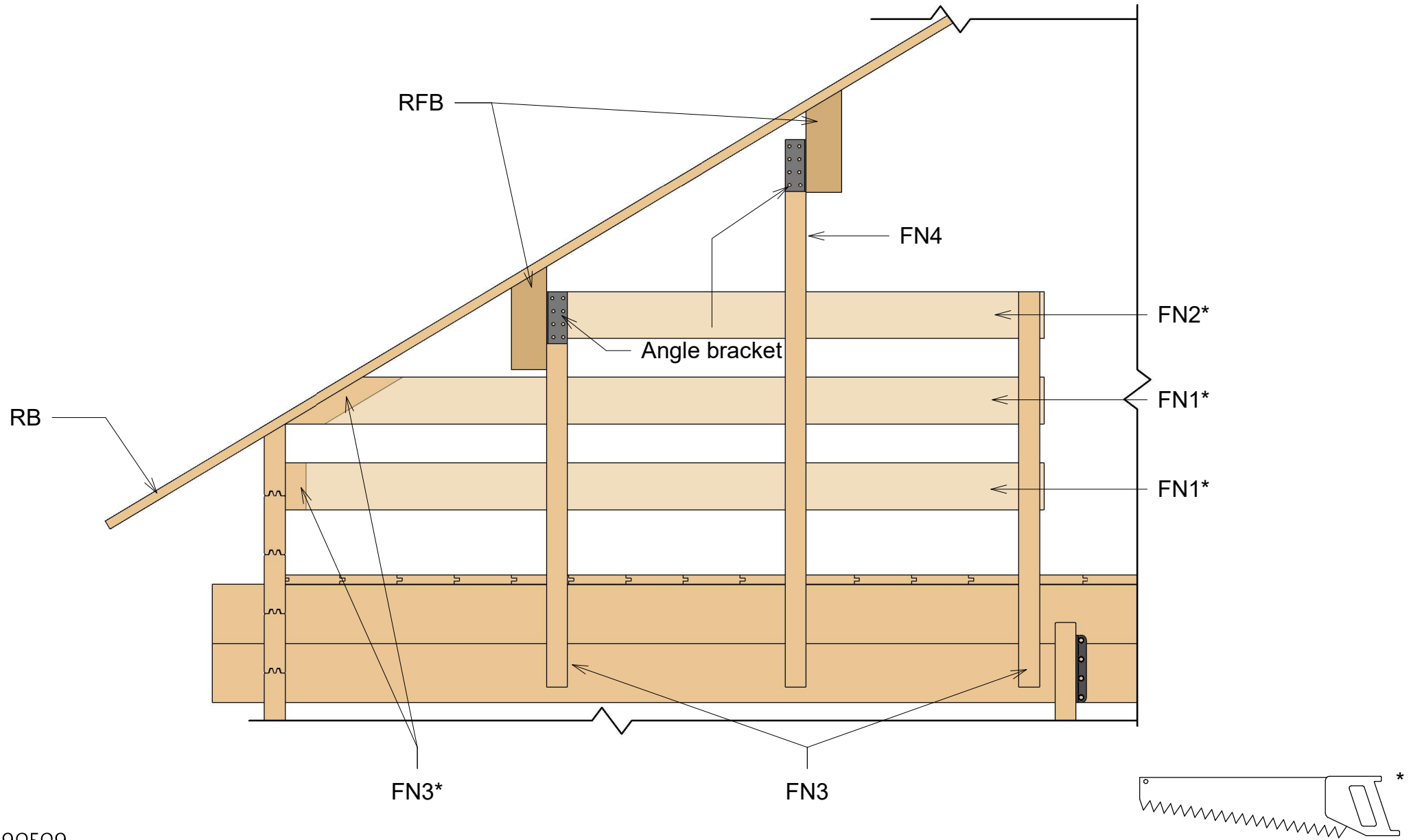
\* Stair location can be chosen, Fence details supplied in full length, recommended installation method shown in the assembly guide.

190509

Second floor				
Mark	Type	Profile	Count	Cut Length
BM	Beam 40x90		1	3527
CB	Ceiling beam 40x143		2	3807
FN1	Fence1 18x90		2	3600
FN2	Fence2 18x90		1	2600
FN3	Fence3 40x70		5	762
FN4	Fence4 40x70		2	1055
ST1L	Stair 40x120 L		1	2333
ST1R	Stair 40x120 R		1	2333
ST2	Stair 143x40		9	520

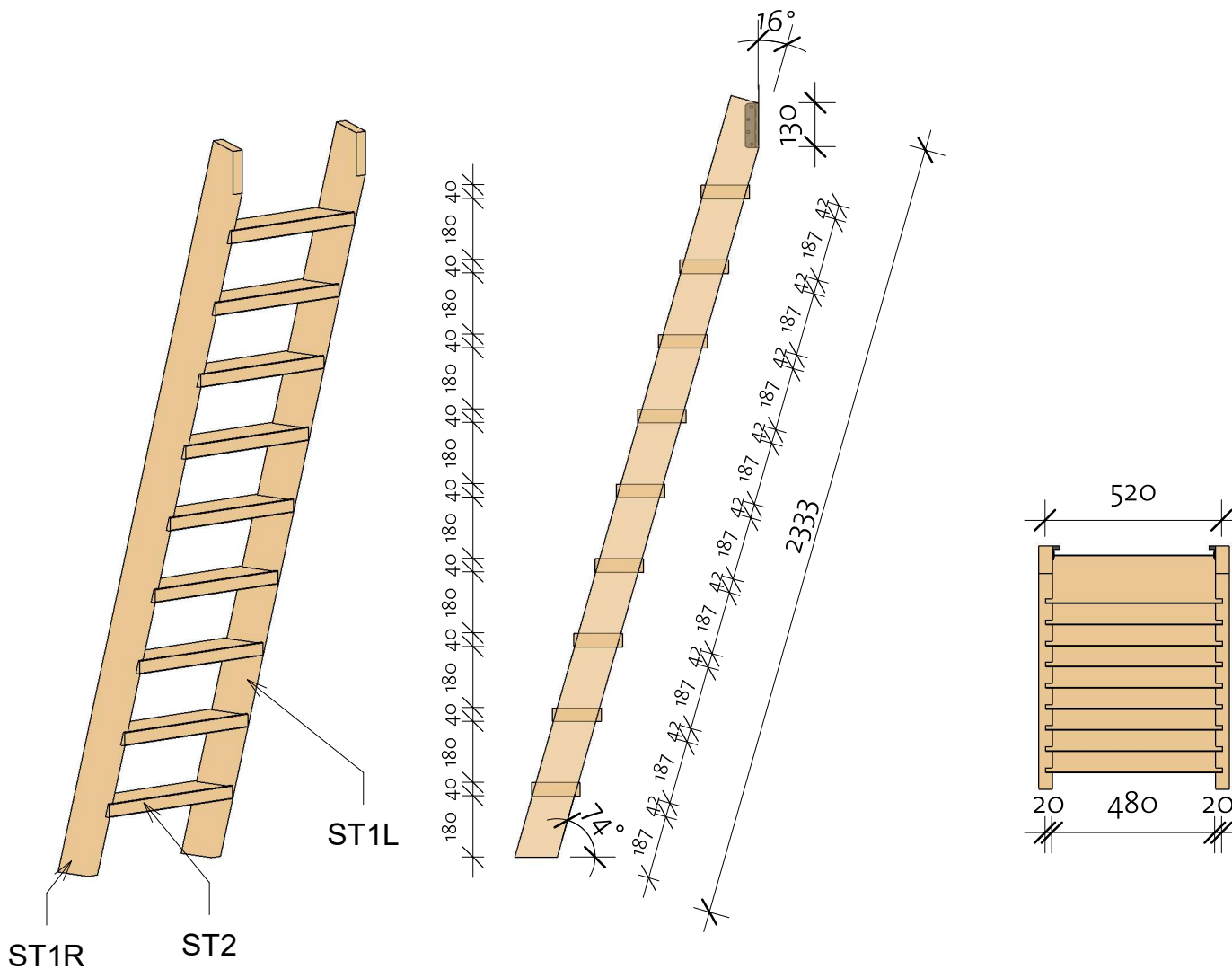
# Peacock Bunkie 40 (361x277)




Fence



# Peacock Bunkie 40 (361x277)

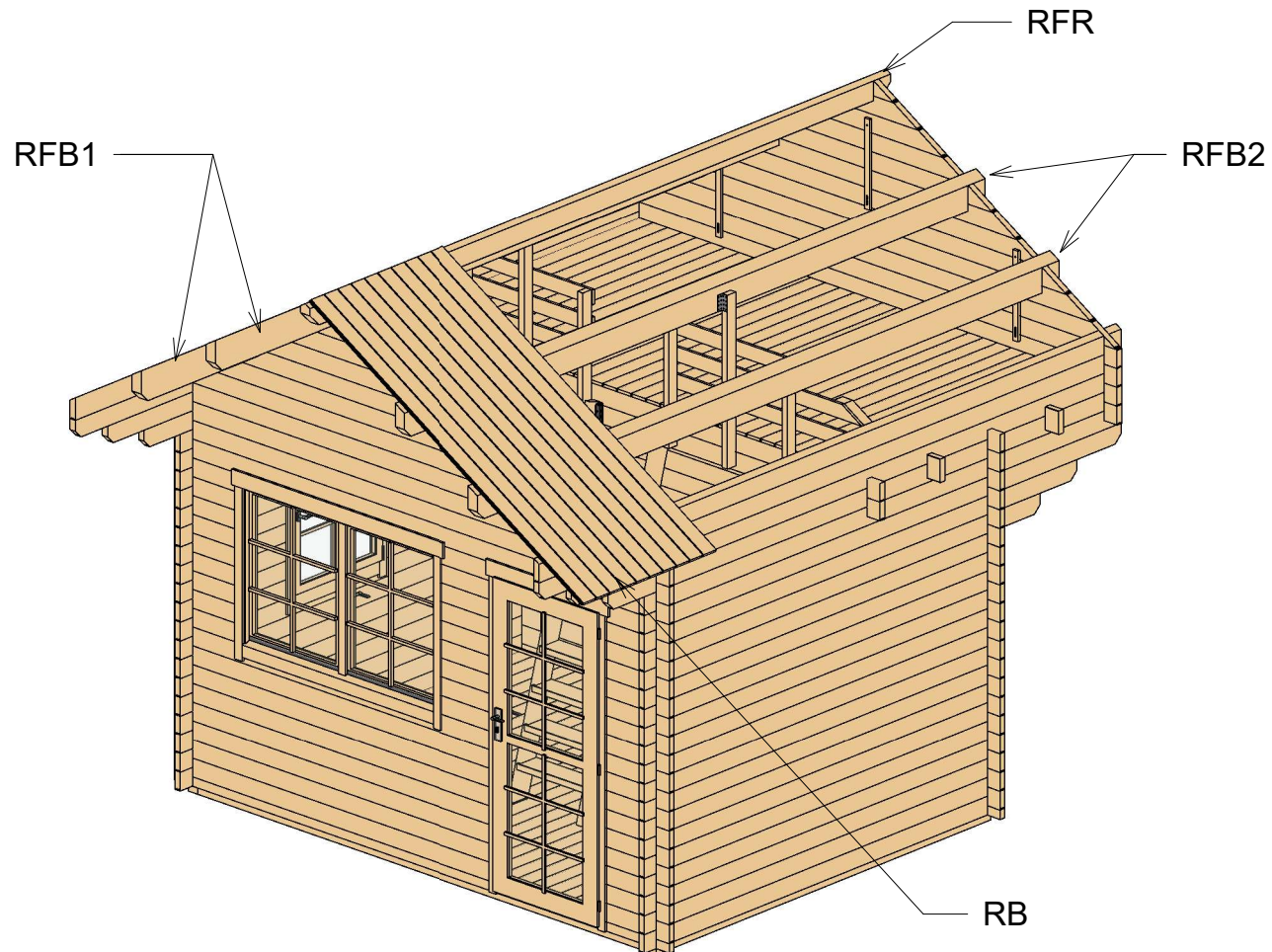
Stair







Stair				
Mark	Profile	Profile	Count	Cut Length
ST1L	Stair 40X120		1	2333
ST1R	Stair 40X120		1	2333
ST2	Stair 143X40		9	520

# Peacock Bunkie 40 (361x277)

Roof 1

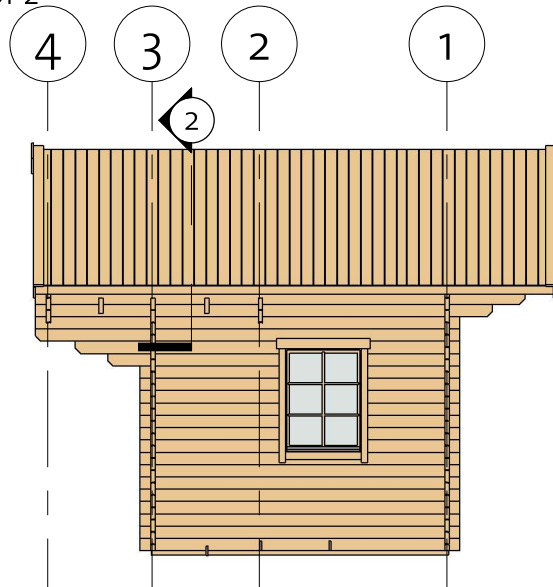


Roof				
Mark	Type	Profile	Count	Length
RFR	Ridge 70x143		1	4800
RFB1	Beam 70x198		2	4800
RFB2	Beam 70x198		2	4800
RB	18x110		90	2450

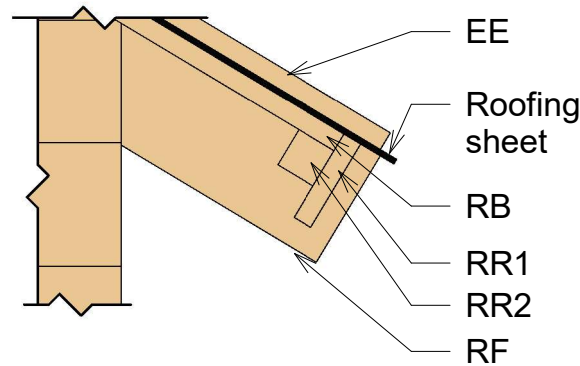


# Peacock Bunkie 40 (361x277)

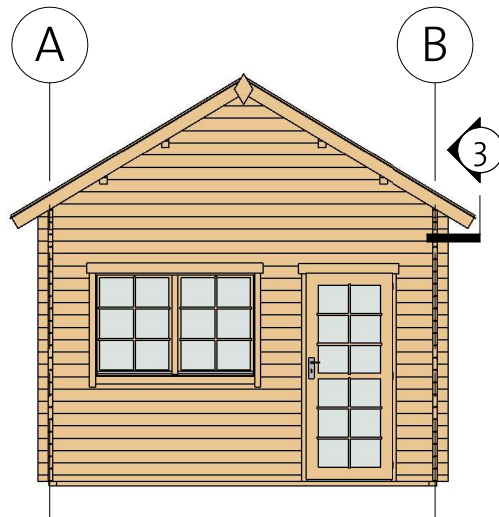
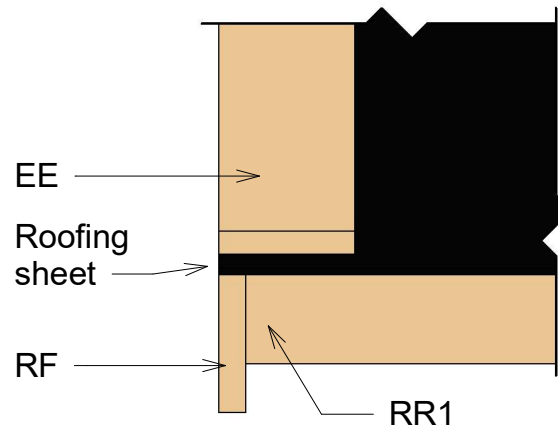
Roof 2



2) Facia



3) Roof Reinforcement

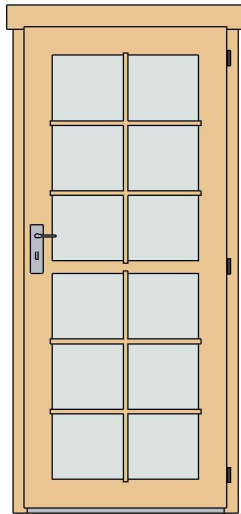


Fascia Schedule

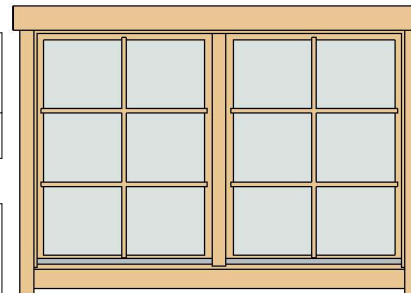
Mark	Type	Profile	Count	Length
EE	Eave Edging 18x90		4	2500
RF	Roof Fascia 18x115		4	2500
RR1	Roof reinforcement 18x90		2	4800
RR2	Roof reinforcement 38x38		2	4800

# Peacock Bunkie 40 (361x277)

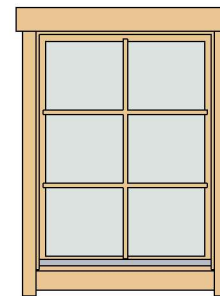
Extras



Door Schedule				
Model	Type	Width	Height	Count
CD3R	Classic door 3, two glass right	840	1955	1
DCB6	Door Crossbar 6	--	--	2

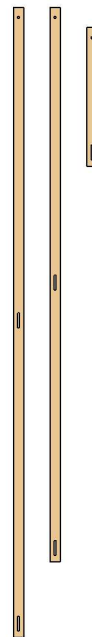


Window Schedule				
Model	Type	Width	Height	Count
CDW1	Classic double window 1	1530	990	1
CW1R	Classic window 1 right	765	990	1
WCB6	Windows Crossbar 6	--	--	3



Fasteners/Extras		
Name	Type	Count

Hitblock	300-400 mm	
Ladder fittings		2
Angle bracket	30x40x100	4
Screws	6,0 x 160	10
Screws	5,0 x 70	20
Bolts	M8 x 70	24
Nails	1,4 x 40	60
Screws	6,0 x 140	90
Screws	4,0 x 40	230
Screws	4,0 x 50	800



Type	Count	Length
Windboard 1 18x40	2	2500
Windboard 2 18x40	2	2200
Windboard 3 18x40	6	550

Family	Count
Romb	2





# Peacock Bunkie 40 (361x277)

## List of all items 1



### Impregnated foundation beams

Mark	Type	Profile	Count	Length
------	------	---------	-------	--------

IFB1	IFB 40x70		6	3457
IFB2	IFB 40x70		2	2759





### Floor Schedule

Mark	Type	Profile	Count	Length
------	------	---------	-------	--------

FB1	FB 18x110		33	2685
FB2	FB 18x110		33	1958
BB1	BB 20x40		2	1960
BB2	BB 20x40		2	2770
BB3	BB 20x40		3	3600





### Roof

Mark	Type	Profile	Count	Length
------	------	---------	-------	--------

RFR	Ridge 70x143		1	4800
RFB1	Beam 70x198		2	4800
RFB2	Beam 70x198		2	4800
RB	18x110		90	2450

### Fascia Schedule

Mark	Type	Profile	Count	Length
------	------	---------	-------	--------

EE	Eave Edging 18x90		4	2500
RF	Roof Fascia 18x115		4	2500
RR1	Roof reinforcement 18x90		2	4800
RR2	Roof reinforcement 38x38		2	4800



# Peacock Bunkie 40 (361x277)

## List of all items 2

Wall 1			
Mark	Profile	Count	Cut Length

1BL 1	40X57	1	500
1BL 2	40X57	1	2457
1LG 1 *	40X114	1	379
1LG 2	40X114	9	417
1LG 3	40X114	26	500
1LG 4 *	40X114	1	759
1LG 5 *	40X114	1	1139
1LG 6 *	40X114	1	1378
1LG 7 *	40X114	1	1898
1LG 8 *	40X114	1	2278
1LG 9	40X114	8	2457
1LG 10*	40X114	1	2518
1LG 11*	40X114	1	3037
1LG 12*	40X114	1	3417
1LG 13*	40X114	1	3797
1LG 14	40X114	1	3807
1LG 15	40X114	4	3807

\* Gable - delivered premounted



Wall 2			
Mark	Profile	Count	Cut Length

2LG-1	40X114	1	3807
2TL-1	40X114	1	3807

Wall 3			
Mark	Profile	Count	Cut Length

3BL 1	40X57	1	3807
3LG 1	40X114	19	3807
3TL 1	40X114	1	3807

Log Profiles 1	
Profile	Profile

40X57	
40X114	

Log Profiles 1	
Profile	Profile

40X114	
--------	---------------------------------------------------------------------------------------

# Peacock Bunkie 40 (361x277)


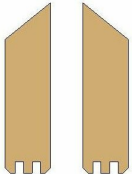
## List of all items 3

Wall 4			
Mark	Profile	Count	Cut Length

4LG 1 *	40X114	1	379
4LG 2 *	40X114	1	759
4LG 3 *	40X114	1	1139
4LG 4 *	40X114	1	1378
4LG 5 *	40X114	1	1898
4LG 6 *	40X114	1	2278
4LG 7 *	40X114	1	2518
4LG 8 *	40X114	1	3037
4LG 9 *	40X114	1	3417
4LG 10 *	40X114	1	3797
4LG 11	40X114	1	3807
4LG 12	40X114	3	3807

\* Gable - delivered premounted

Log Profiles 2	
Profile	Profile

40X114	
40X138	

Wall A			
Mark	Profile	Count	Cut Length










ALG 1	40X114	9	890
ALG 2	40X114	7	1309
ALG 3	40X114	1	1609
ALG 4	40X114	8	2969
ALG 5	40X114	1	1909
ALG 6	40X114	1	3934
ALG 7	40X114	1	4234
ALG 8	40X114	1	4534
ALG 9	40X114	1	4800
ALG 10	40X114	1	3934
ATL 1	40X138	1	4800




Wall B			
Mark	Profile	Count	Cut Length

BLG 1	40X114	15	2969
BLG 2	40X114	1	3269
BLG 3	40X114	1	3569
BLG 4	40X114	1	3934
BLG 5	40X114	1	3934
BLG 6	40X114	1	4234
BLG 7	40X114	1	4534
BLG 8	40X114	1	4800
BTL 1	40X138	1	4800

# Peacock Bunkie 40 (361x277)

## List of all items 4

Second floor				
Mark	Type	Profile	Count	Cut Length
BM	Beam 40x90		1	3527
CB	Ceiling beam 40x143		2	3807
FN1	Fence1 18x90		2	3600
FN2	Fence2 18x90		1	2600
FN3	Fence3 40x70		5	762
FN4	Fence4 40x70		2	1055
ST1L	Stair 40x120 L		1	2333
ST1R	Stair 40x120 R		1	2333
ST2	Stair 143x40		9	520

Stair				
Mark	Profile	Profile	Count	Cut Length
ST1L	Stair 40x120		1	2333
ST1R	Stair 40x120		1	2333
ST2	Stair 143x40		9	520